

Nebraska Title V 2015 Needs Assessment

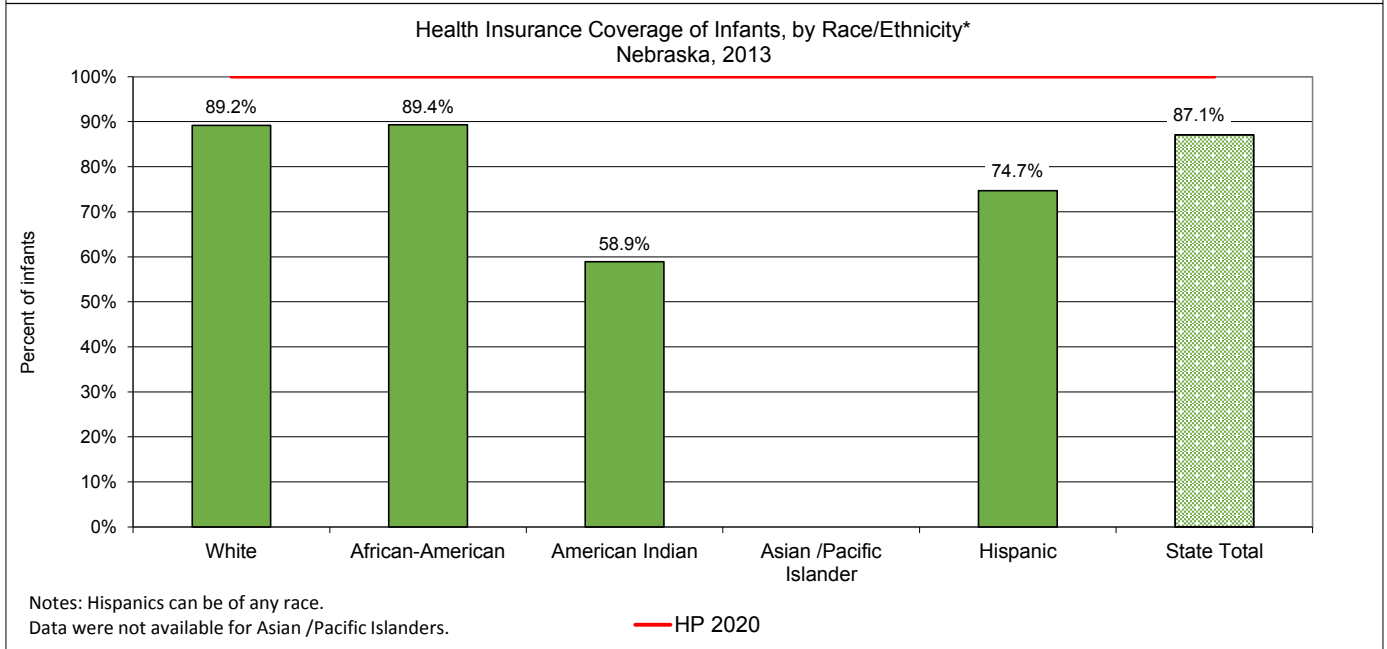
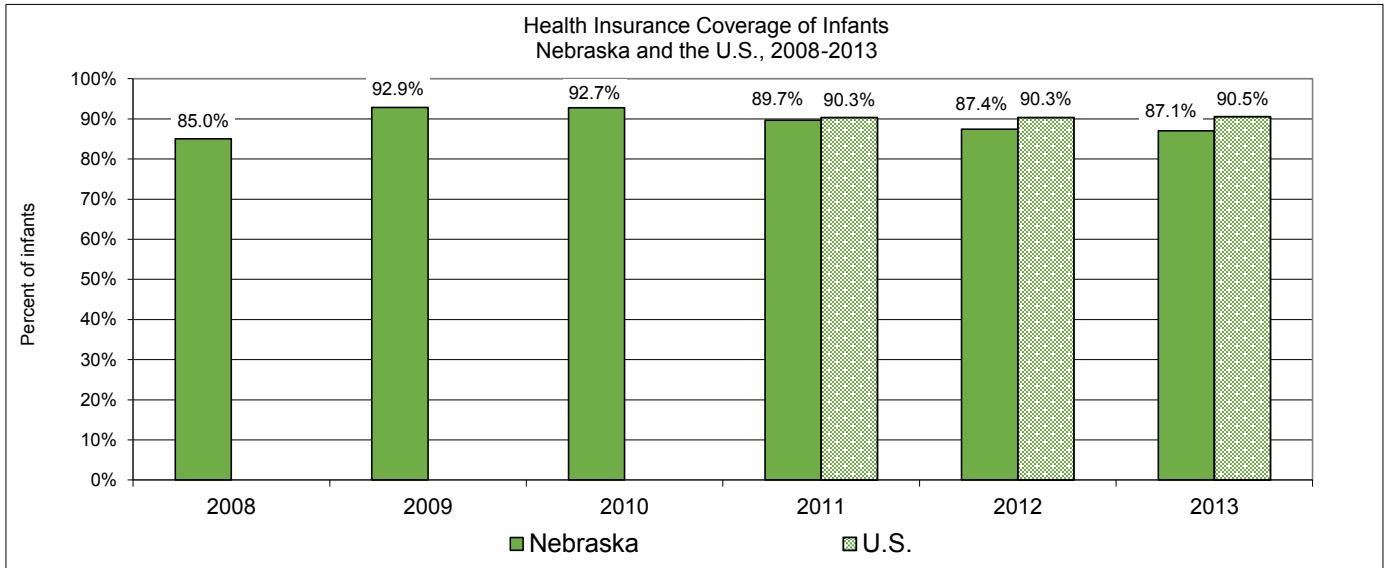
Definition: The number and percentage of infants covered by health insurance

IHDO

Data Source: Census /Current Population Survey

	Number	%	Nebraska % is...
Nebraska (2013)	52,728	87.1%	
Time trend?	No Linear Change		
Racial /ethnic disparities?	YES		
United States (2013)	7,151,331	90.5%	Lower
HP 2020 Objective	100%		Lower

Graphical Display of Data:



Data Type: Health Determinants
Domain: Health Care
Topic: Access to Care

Nebraska Title V 2015 Needs Assessment

Indicator*: The number and percentage of Medicaid-enrolled infants who received at least one initial or periodic screen IHD1

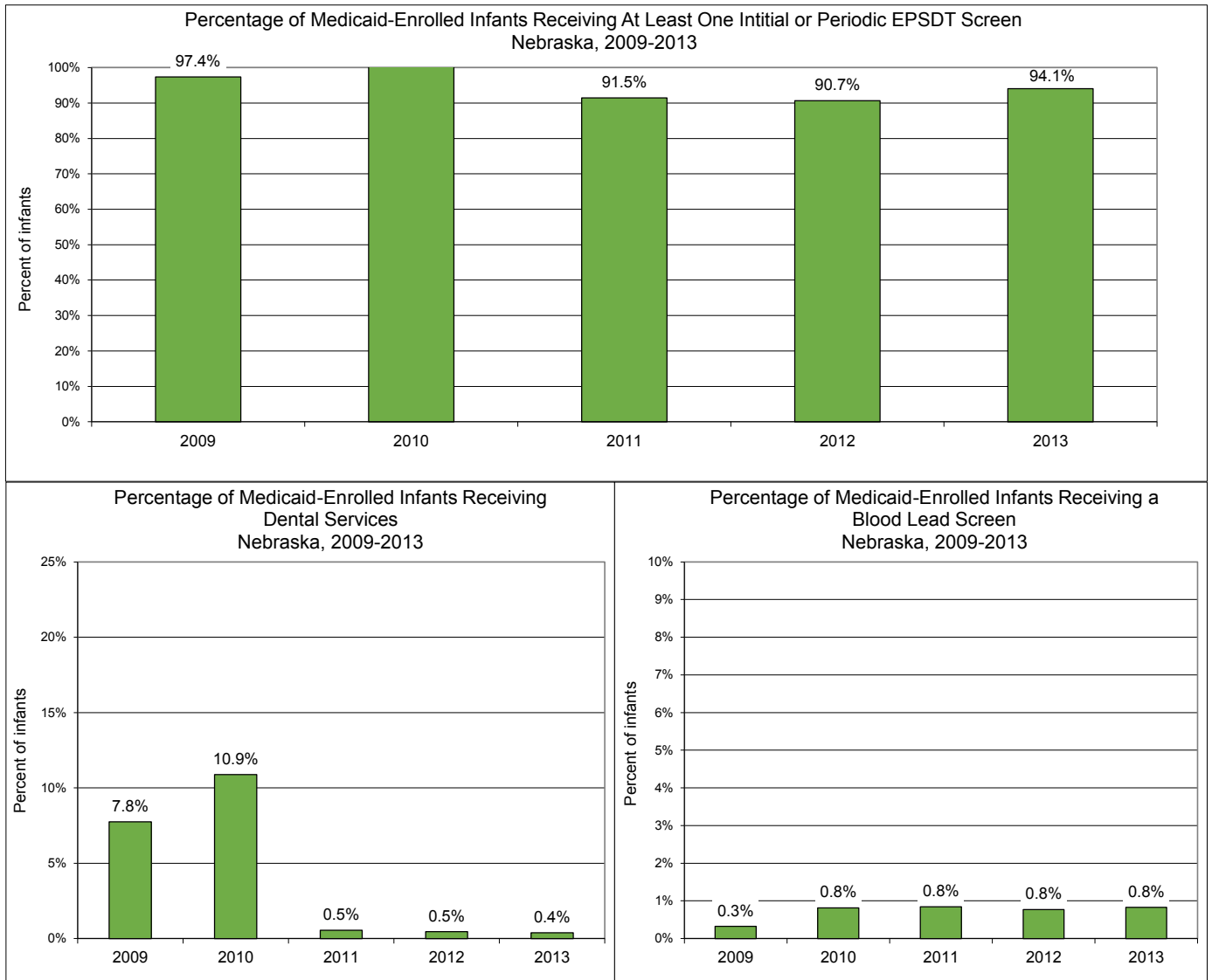
The number and percentage of Medicaid-enrolled infants receiving any dental services IHD2

The number and percentage of Medicaid-enrolled infants receiving a blood lead screen IHD3

Data Source: Medicaid/EPSDT

Eligibles receiving...	...1+ screens		Nebraska % is...	...dental services		Nebraska % is...	...blood lead screen		Nebraska % is...
	Number	%		Number	%		Number	%	
Nebraska (2013)	9,610	94.1%		40	0.4%		85	0.8%	
Time Trend?	No Linear Change			No Linear Change			No Linear Change		
Racial / Ethnic Disparities?	-			-			-		
United States	-	-	-	-	-	-	-	-	-
HP 2020 Objective	-	-	-	-	-	-	-	-	-

Graphical Display of Data:



**"Eligible" refers to infants who are enrolled in Medicaid.

Data Sheet Health Determinants
Domain: Health Care
Topic: Access to Care

Nebraska Title V 2015 Needs Assessment

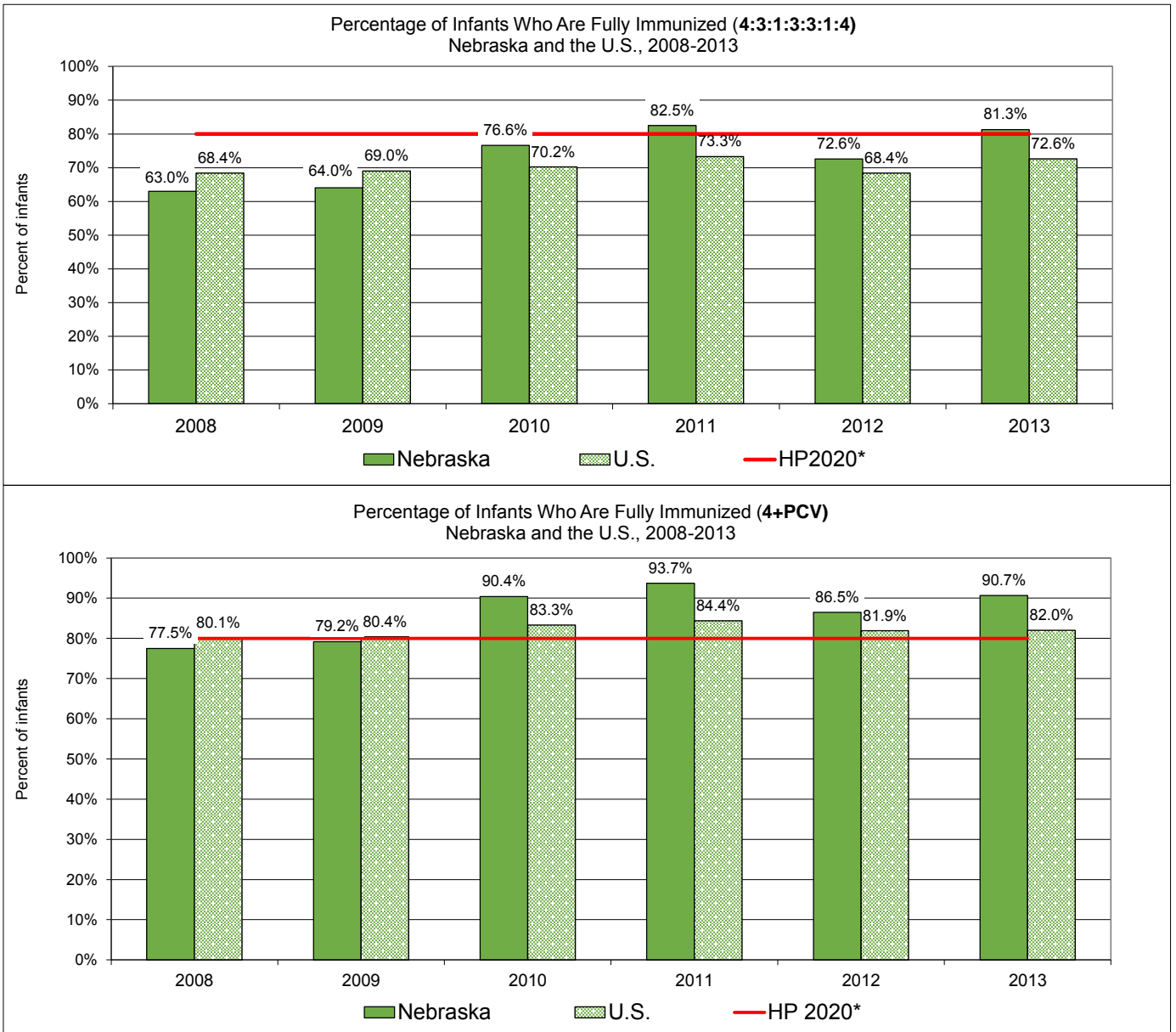
Definition: Number and percentage of infants who received all age-appropriate AAP /ACIP immunizations

IHD6

Data Source: NIS

Series...	...4:3:1:3:3:1:4**		...4+PCV***	
	%	Nebraska % is...	%	Nebraska % is...
Nebraska (2013)	81.3%		Nebraska % is...	
Time trend?	No Linear Change	No Linear Change		
Racial /ethnic disparities?	-	-		
United States (2013)	72.6%	Higher	82.0%	Higher
HP 2020 Objective*	80.0%	N.S.D.	-	-

Graphical Display of Data:



*Note: HP 2020 Objective is for children 19-35 months.

**4:3:1:3:3:1:4 refers to 3+ doses of diphtheria, tetanus and pertussis vaccines, 3+ doses of polio vaccine, 1 dose of Hib vaccine, and 1 dose of Hepatitis B vaccine.
 ***4+PCV refers to 4 or more doses of pneumococcal conjugate vaccine, only.

Data Type: Health Determinants
Domain: Health Care
Topic: Access to Care

Nebraska Title V 2015 Needs Assessment

Indicator: **The number and percentage of women (15-44) who initiated prenatal care in the first trimester**
The number and percentage of women (15-44) whose prenatal care quality (Kotelchuck Index*) was adequate or intensive

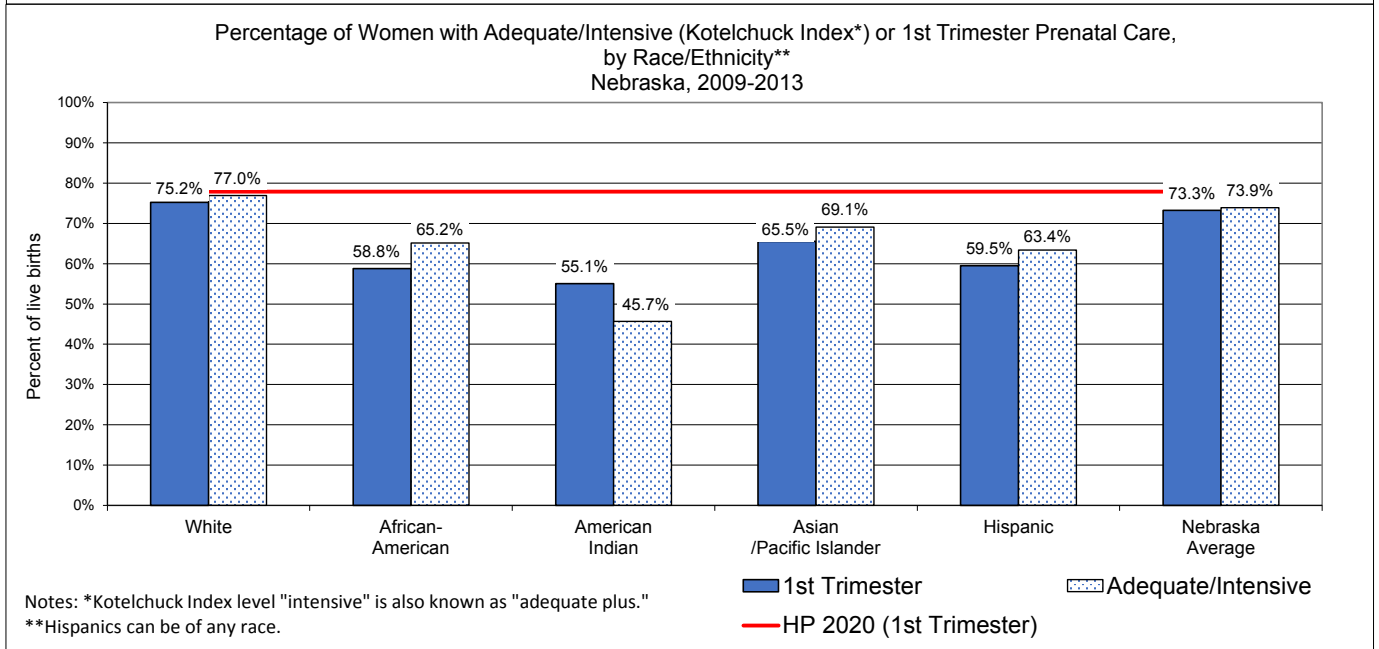
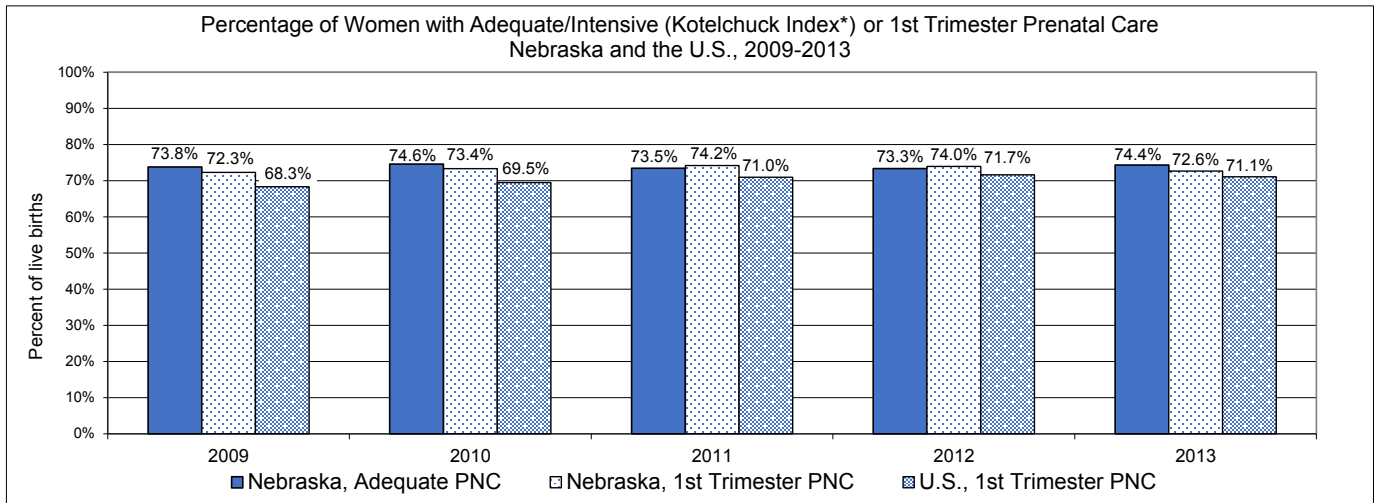
WHD14a

WHD14b

Data Source: NE Vital Records

Prenatal Care Was...	...1st Trimester		Nebraska % is...	...Adequate / Intensive		Nebraska % is...
	Number	%		Number	%	
Nebraska (2013)	18,927	72.6%	Higher	19,023	74.4%	-
Nebraska 5-year trend	No Linear Change			No Linear Change		
Racial / Ethnic Disparities?	Yes			Yes		
United States (2013)	2,514,652	71.1%	Lower	-	-	-
HP 2020 Objective	77.9%			-	-	-

Graphical Display of Data:



Data Sheet: Health Determinants
Domain: Health Care
Topic: Quality of Care

Nebraska Title V 2015 Needs Assessment

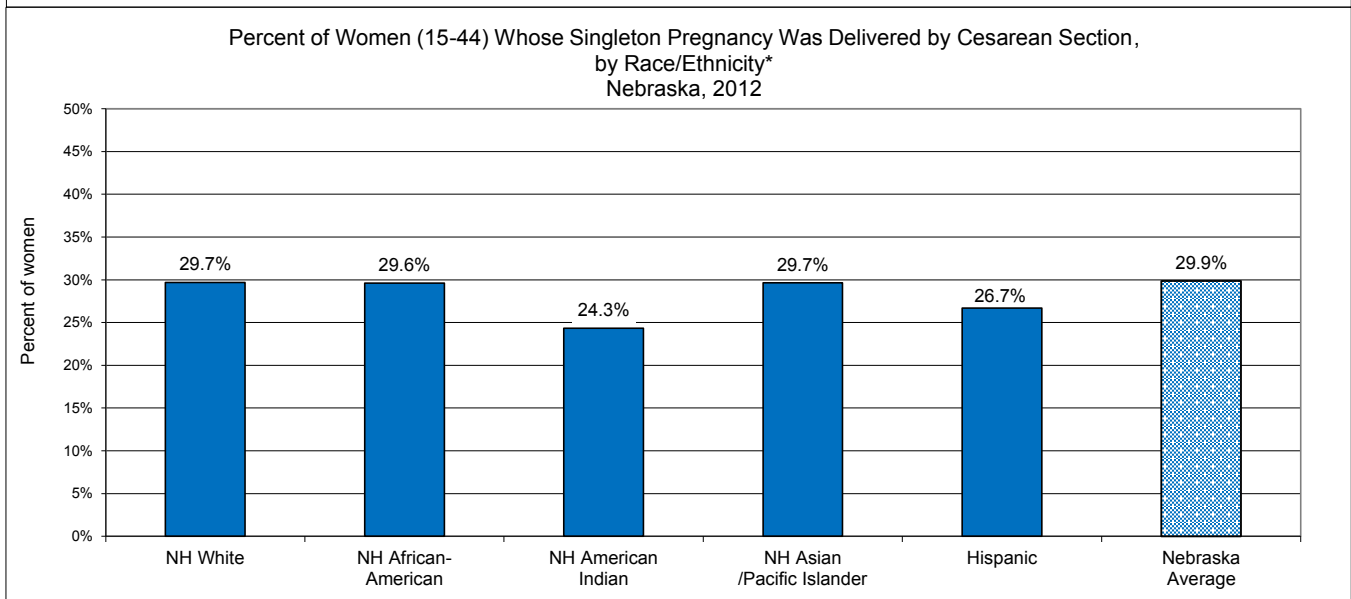
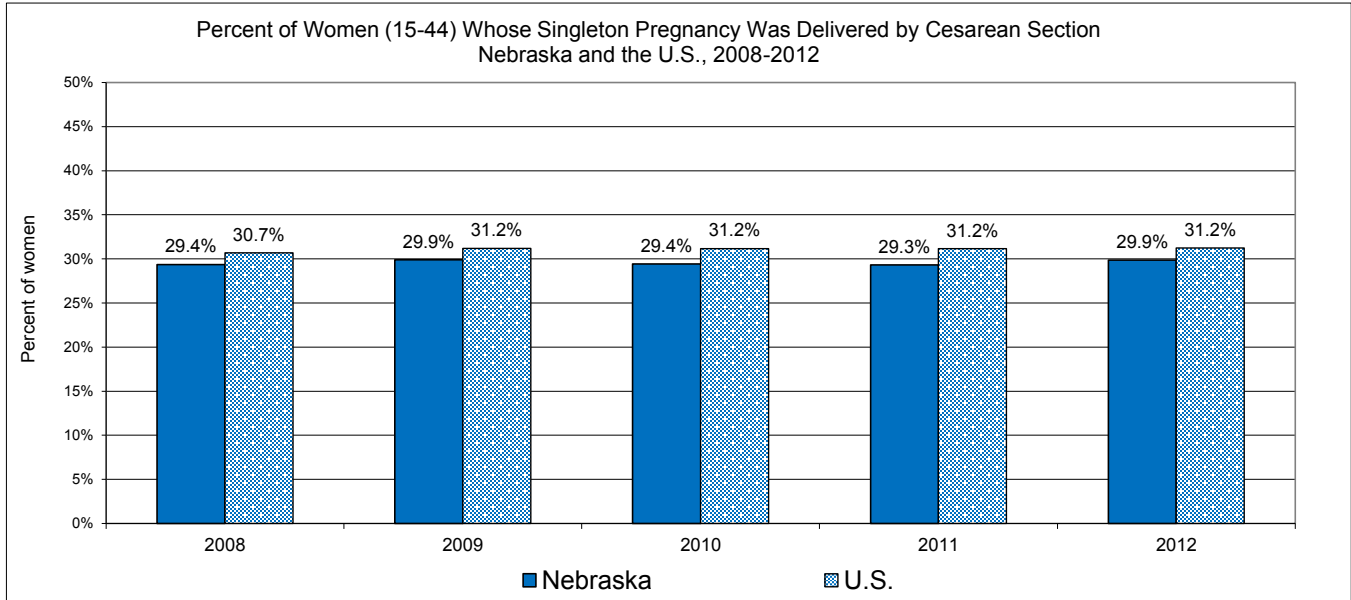
Indicator: The number and percentage of women (15-44) whose singleton pregnancy was delivered by cesarean section

WHD31

Data Source: NCHS

	Number	%	Nebraska % is...
Nebraska (2013)	7,461	29.9%	
Nebraska 5-year trend	No Linear Change		
Racial / Ethnic Disparities?	Yes		
United States	1,189,532	31.2%	Lower
HP 2020 Objective	-	-	-

Graphical Display of Data:



*Note: Hispanics can be of any race.

Data Sheet: Health Determinants
Domain: Health Care
Topic: Access to Care

Nebraska Title V 2015 Needs Assessment

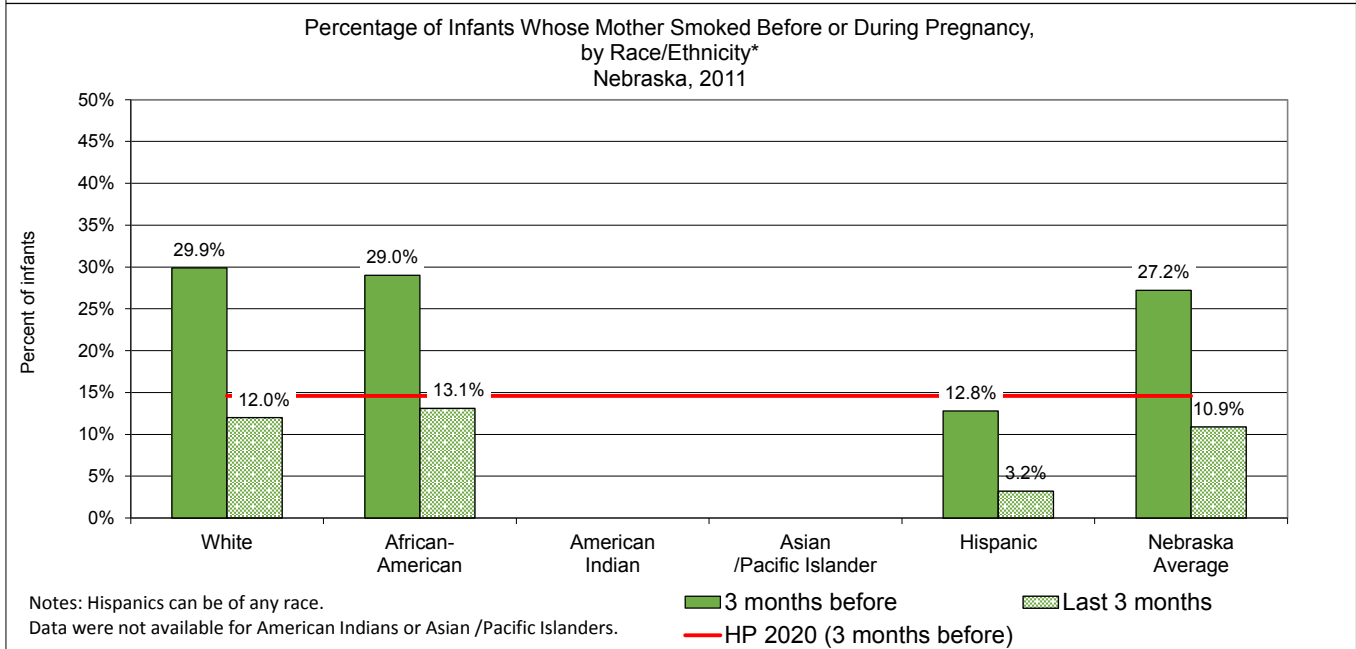
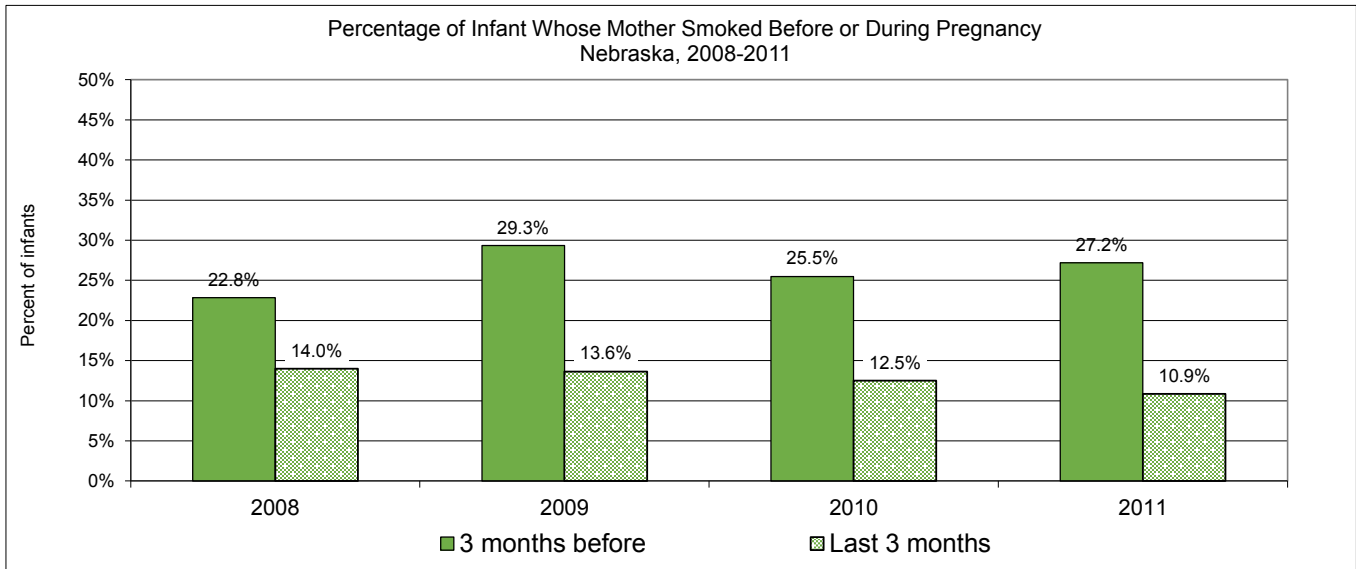
Definition: The number and percentage of infants whose mother smoked before or during pregnancy

IHD15
IHD14

Data Source: PRAMS

Infants Whose Mother Smoked...	...3 months before		Nebraska % is...	...last 3 months		Nebraska % is...
	Number	%		Number	%	
Nebraska (2011)	6,825	27.2%	Higher	2,725	10.9%	-
Time trend?	No Linear Change			DECREASING		
Racial /ethnic disparities?	Yes			Yes		
United States	-	-	-	-	-	-
HP 2020 Objective	15%		Higher			-

Graphical Display of Data:



Data Type: Health Determinants
Domain: Health Behavior
Topic: ATOD

Nebraska Title V 2015 Needs Assessment

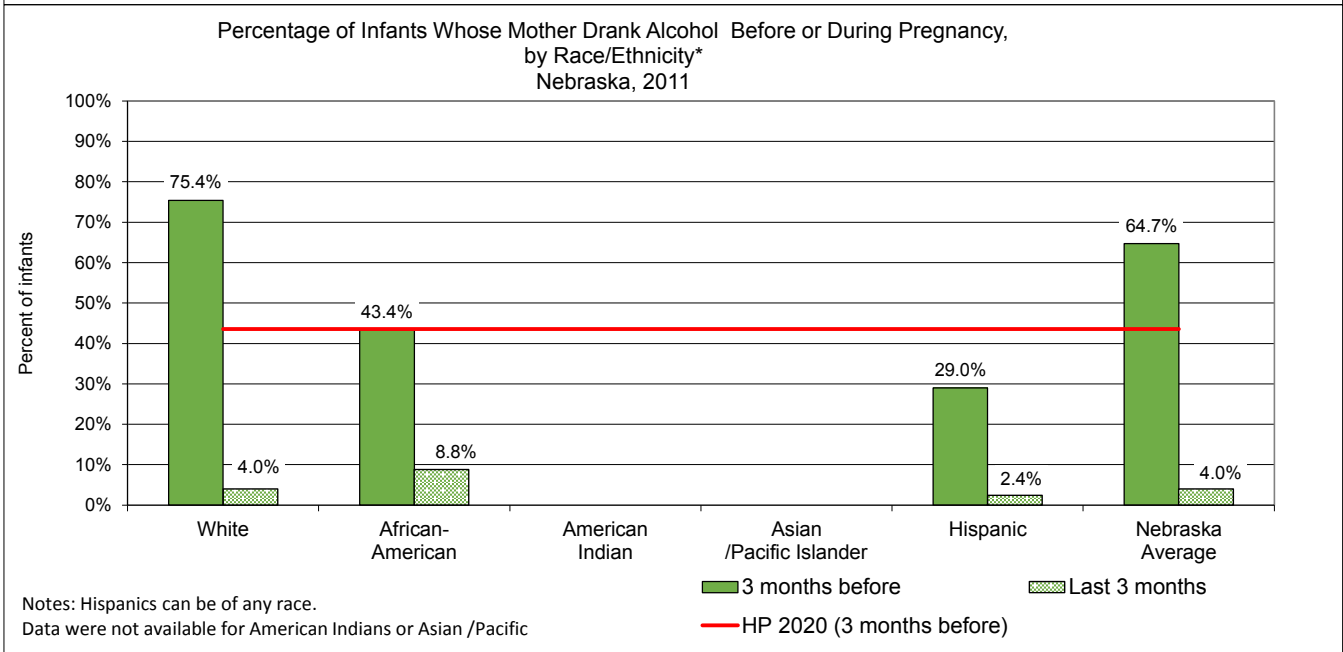
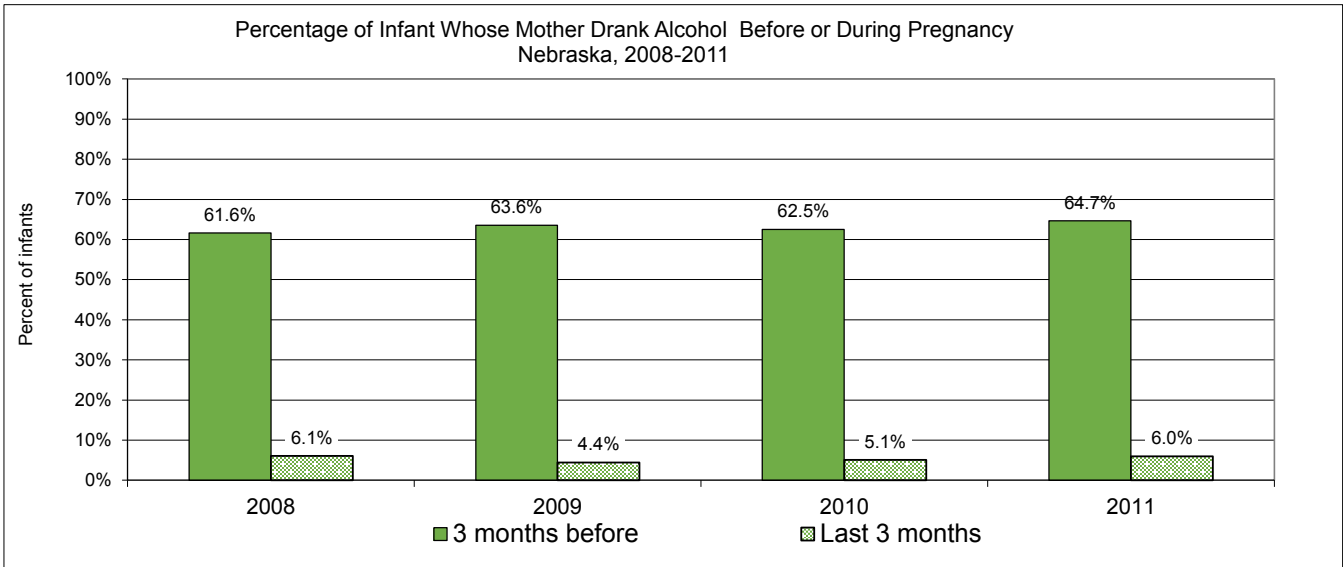
Definition: The number and percentage of infants whose mother drank alcohol before or during pregnancy

IHD12
IHD11

Data Source: PRAMS

Infants Whose Mother Drank...	...3 months before		Nebraska % is...	...last 3 months		Nebraska % is...
	Number	%		Number	%	
Nebraska (2011)	16,130	64.7%		1,494	6.0%	
Time trend?	No Linear Change			No Linear Change		
Racial /ethnic disparities?	Yes			Yes		
United States	-	-	-	-	-	-
HP 2020 Objective	43.6%		Higher	-	-	-

Graphical Display of Data:



Data Type: Health Determinants
Domain: Health Behavior
Topic: ATOD

Nebraska Title V 2015 Needs Assessment

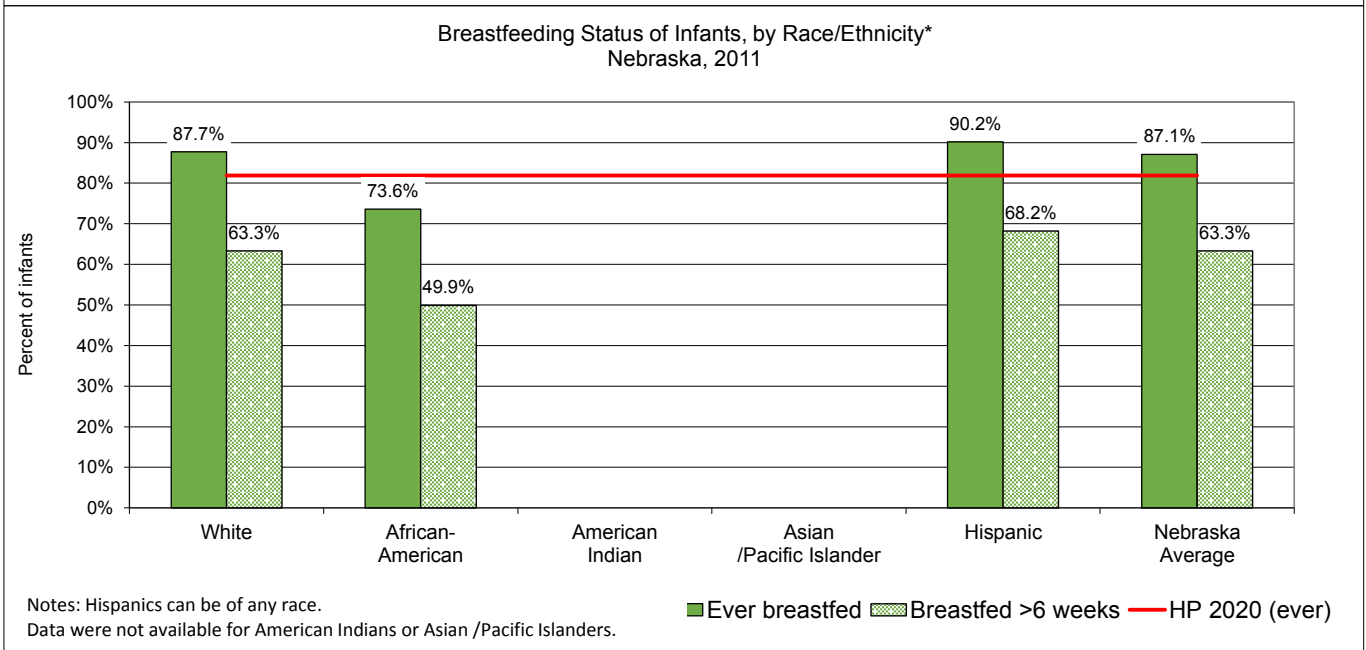
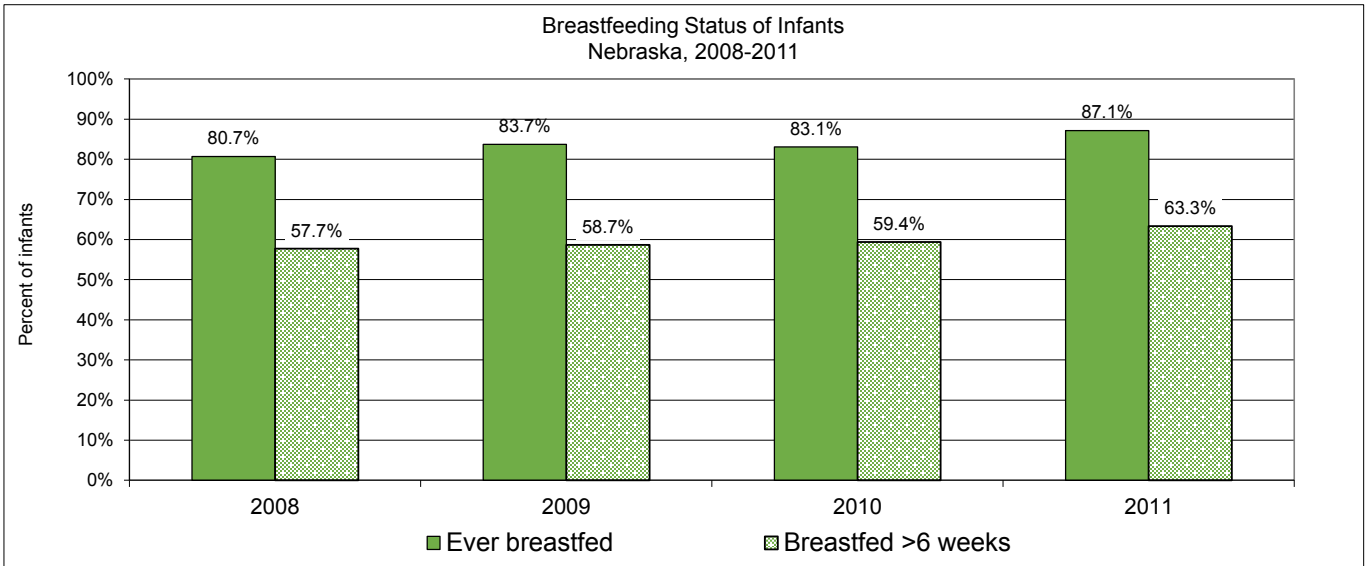
Definition: The number and percentage of infants ever breastfed
The number and percentage of infants breastfed for more than six weeks

IHD17
IHD18

Data Source: PRAMS

Infants who were...	...ever breastfed		Nebraska % is...	...breastfed > 6 weeks		Nebraska % is...
	Number	%		Number	%	
Nebraska (2011)	21,537	87.1%		15,612	63.3%	
Time trend?	No Linear Change			No Linear Change		
Racial /ethnic disparities?	Yes			Yes		
United States	-	-	-	-	-	-
HP 2020 Objective	82%		Higher	-	-	-

Graphical Display of Data:



Data Type: Health Determinants
Domain: Health Behavior
Topic: Breastfeeding

Nebraska Title V 2015 Needs Assessment

IHD19

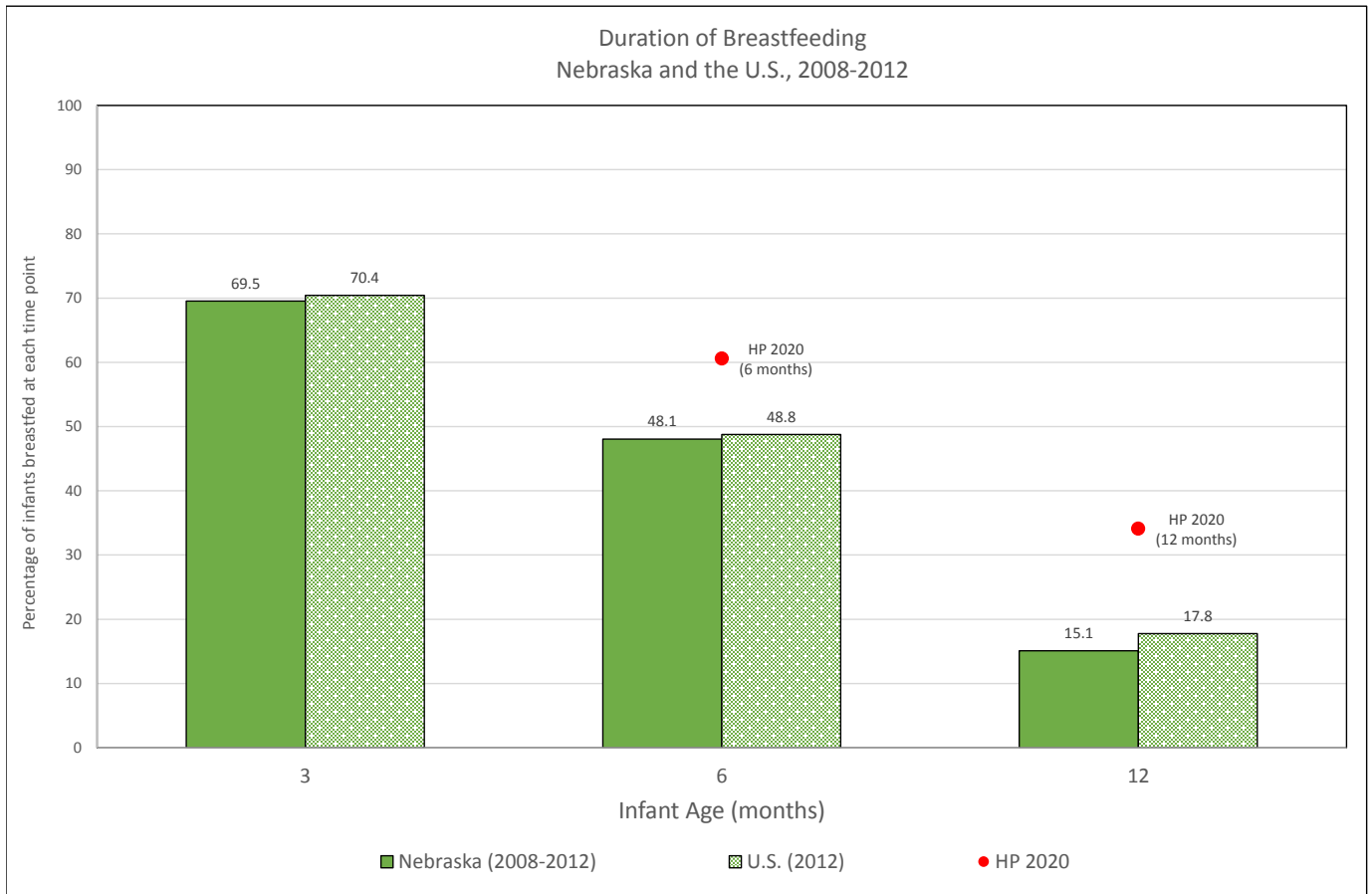
Definition: Duration of breastfeeding

Data Source: National Immunization Survey

Breastfed at...	...3 months		Nebraska % is...	...6 months		Nebraska % is...
	Number	%		Number	%	
Nebraska (2012)	-	73.5%		-	49.6%	
Time trend?	No Linear Change			No Linear Change		
Racial /ethnic disparities?	-			-		
United States	-	84.6%	Lower	-	65.4%	Lower
HP 2020 Objective	-		-	60.6		Lower

Breastfed at...	...12 months		Nebraska % is...
	Number	%	
Nebraska (2012)	-	15.1%	
Time trend?	No Linear Change		
Racial /ethnic disparities?	-		
United States	-	32.6%	Lower
HP 2020 Objective	34.1		Lower

Graphical Display of Data:



Data Type: Health Determinants
 Domain: Health Behavior
 Topic: Breastfeeding

Nebraska Title V 2015 Needs Assessment

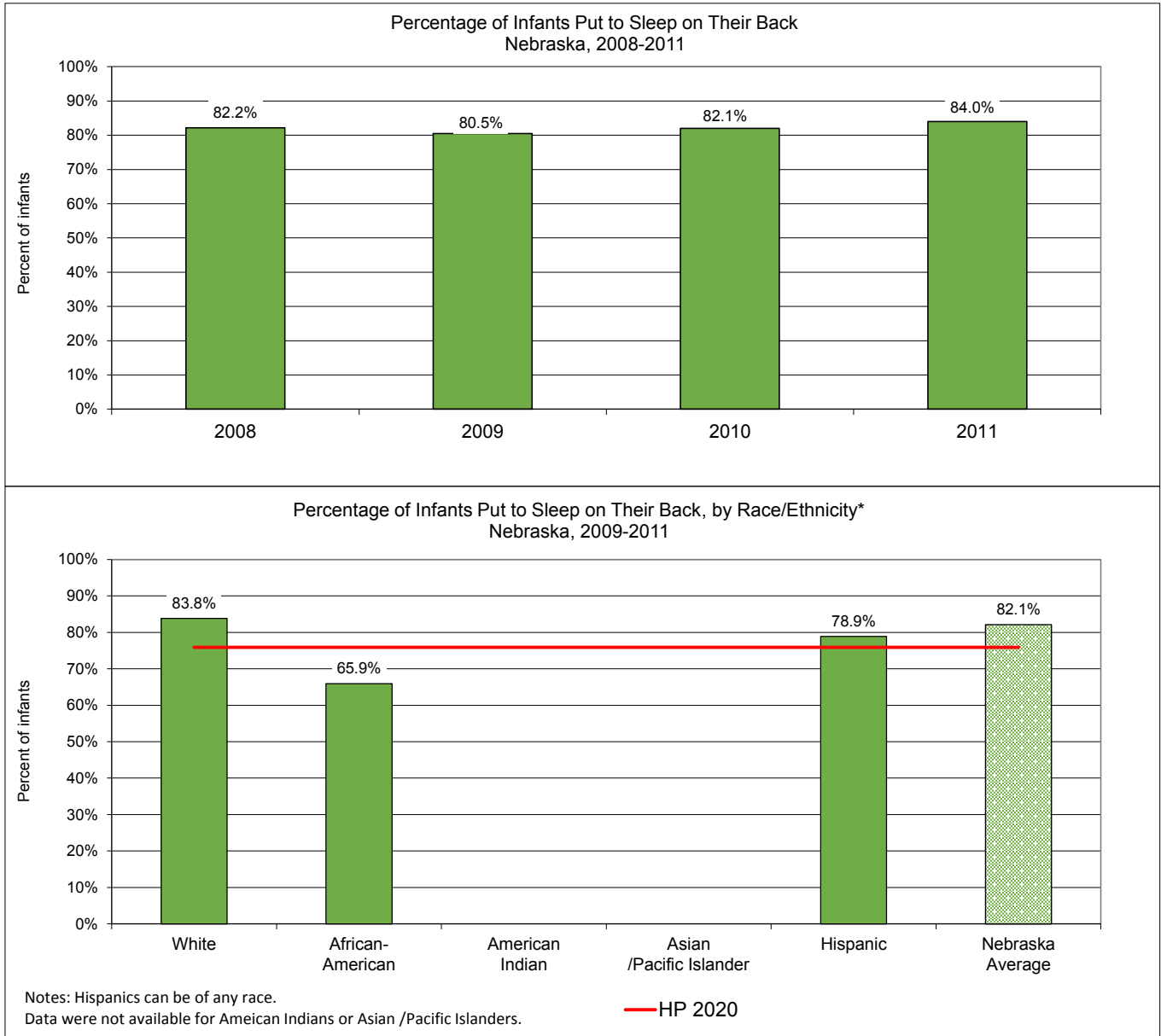
Definition: The number and percentage of infants put to sleep on their back

IHD21

Data Source: PRAMS

	Number	%	Nebraska % is...
Nebraska (2011)	20,082	84.0%	
Time trend?	No Linear Change		
Racial /ethnic disparities?	Yes		
United States	-	-	-
HP 2020 Objective	75.9%		Higher

Graphical Display of Data:



Data Type: Health Determinants
Domain: Health Behavior
Topic: Injury

Nebraska Title V 2015 Needs Assessment

IHD22

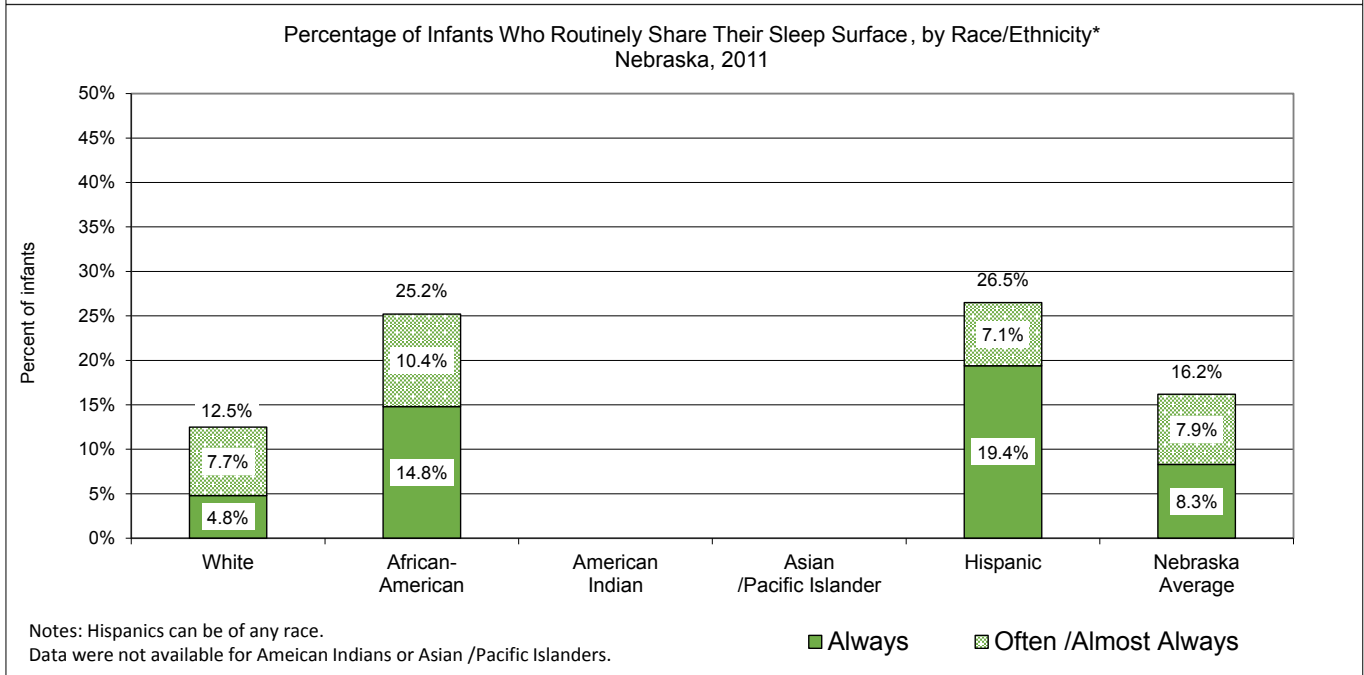
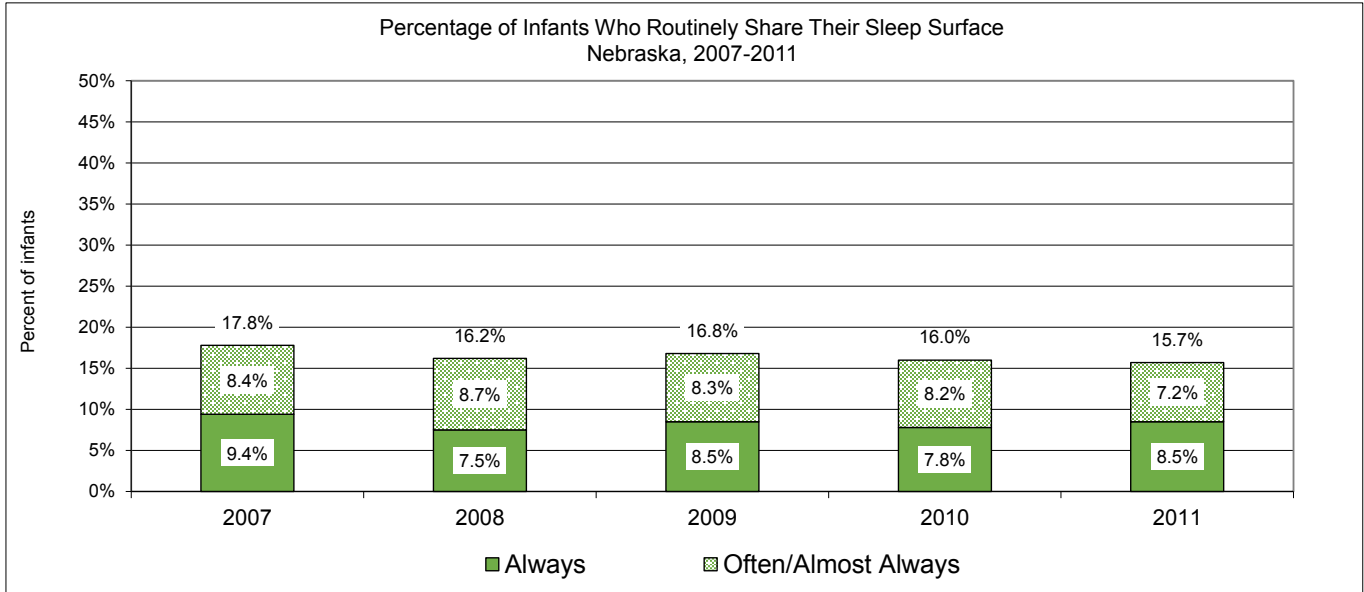
Definition:

The percentage of infants who routinely share their sleep surface (co-sleep)

Data Source: PRAMS

	Number	%	Nebraska % is...
Nebraska (2011)	3,882	15.7%	
Time trend?	No Linear Change		
Racial /ethnic disparities?	Yes		
United States	-	-	-
HP 2020 Objective	-	-	-

Graphical Display of Data:



Data Type: Health Determinants
Domain: Health Behavior
Topic: Injury

Nebraska Title V 2015 Needs Assessment

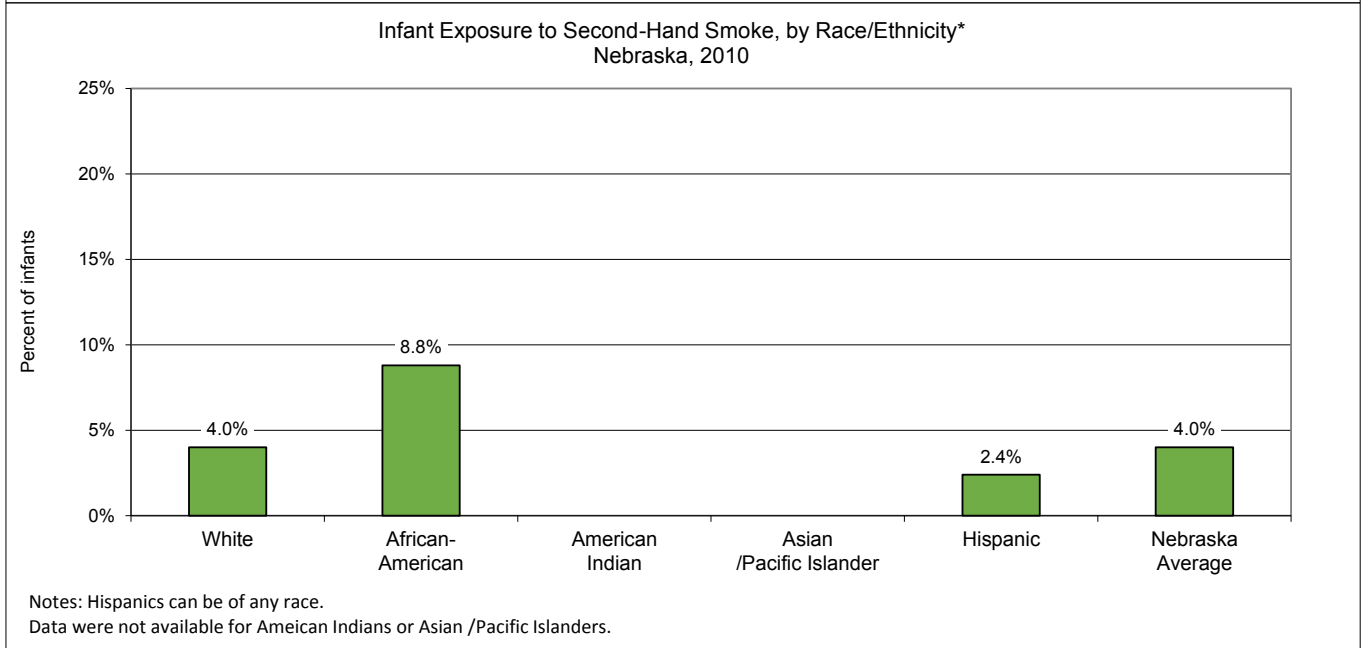
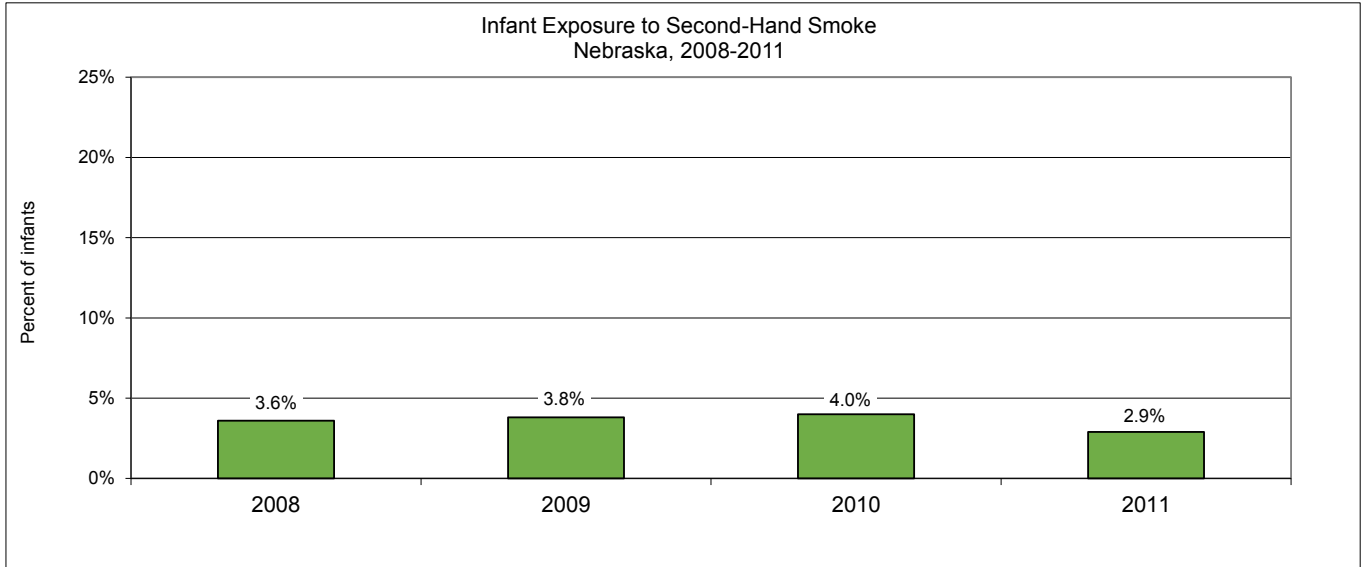
IHD23

Definition: The number and percentage of infants who are ever in the same room with someone who is smoking (1-24 hrs)

Data Source: PRAMS

	Number	%	Nebraska % is...
Nebraska (2011)	723	2.9%	
Time trend?	No Linear Change		
Racial /ethnic disparities?	Yes		
United States	-	-	-
HP 2020 Objective	-	-	-

Graphical Display of Data:



Data Type: Health Determinants
Domain: Health Behavior
Topic: Air Quality

Nebraska Title V 2015 Needs Assessment

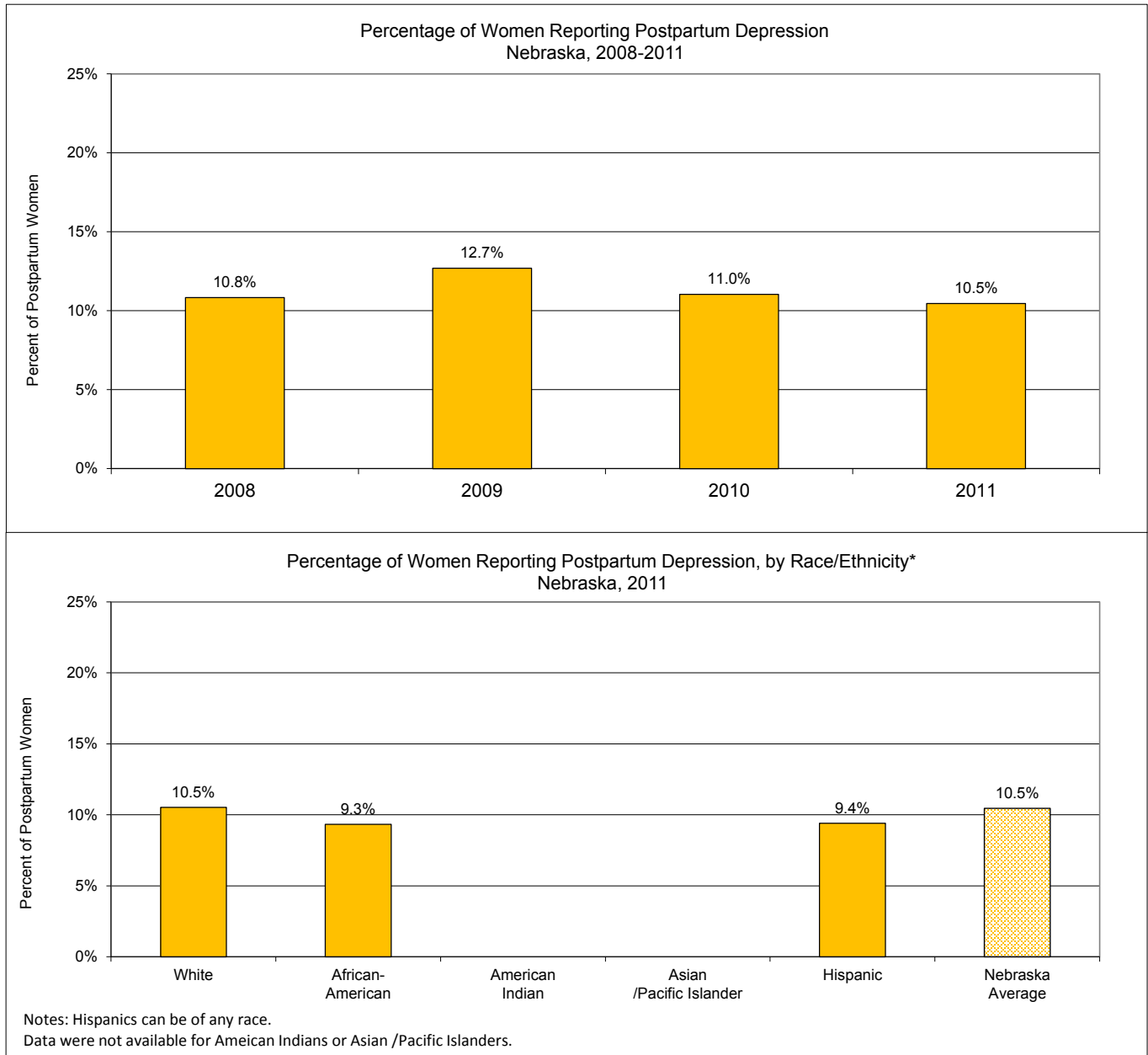
Indicator: The number and percentage of recently postpartum women who reported experiencing postpartum depression

LC44

Data Source: PRAMS

	Number	%	Nebraska % is...
Nebraska (2011)	2,593	10.5%	
Time trend?	No Linear Change		
Racial /Ethnic disparities?	Yes		
United States	-	-	-
HP 2020 Objective	-	-	-

Graphical Display of Data:



Data Type: Women
Domain: Life Course Indicators
Topic: Health Outcomes