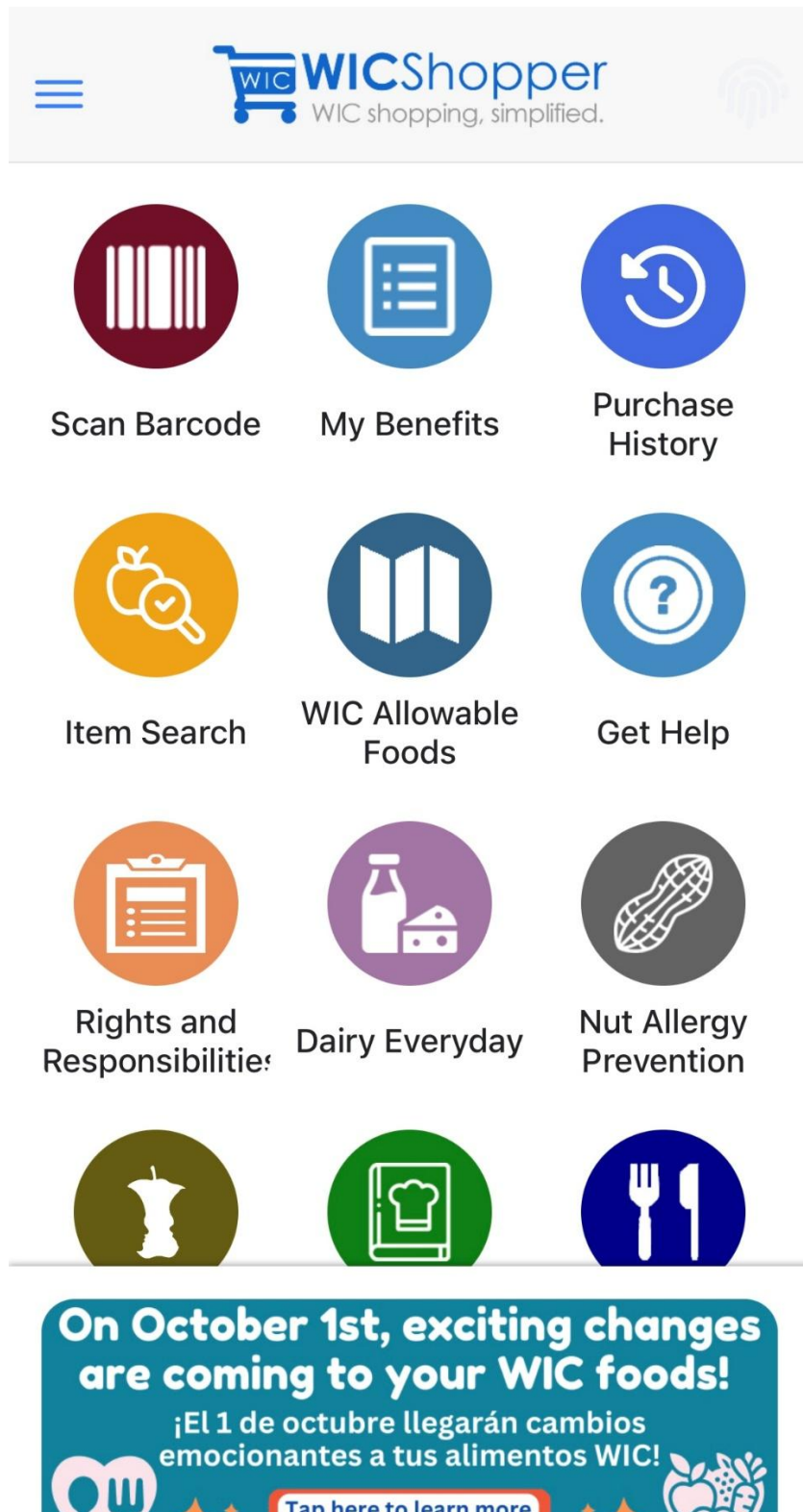



WIC Shopper Food Submission Guide

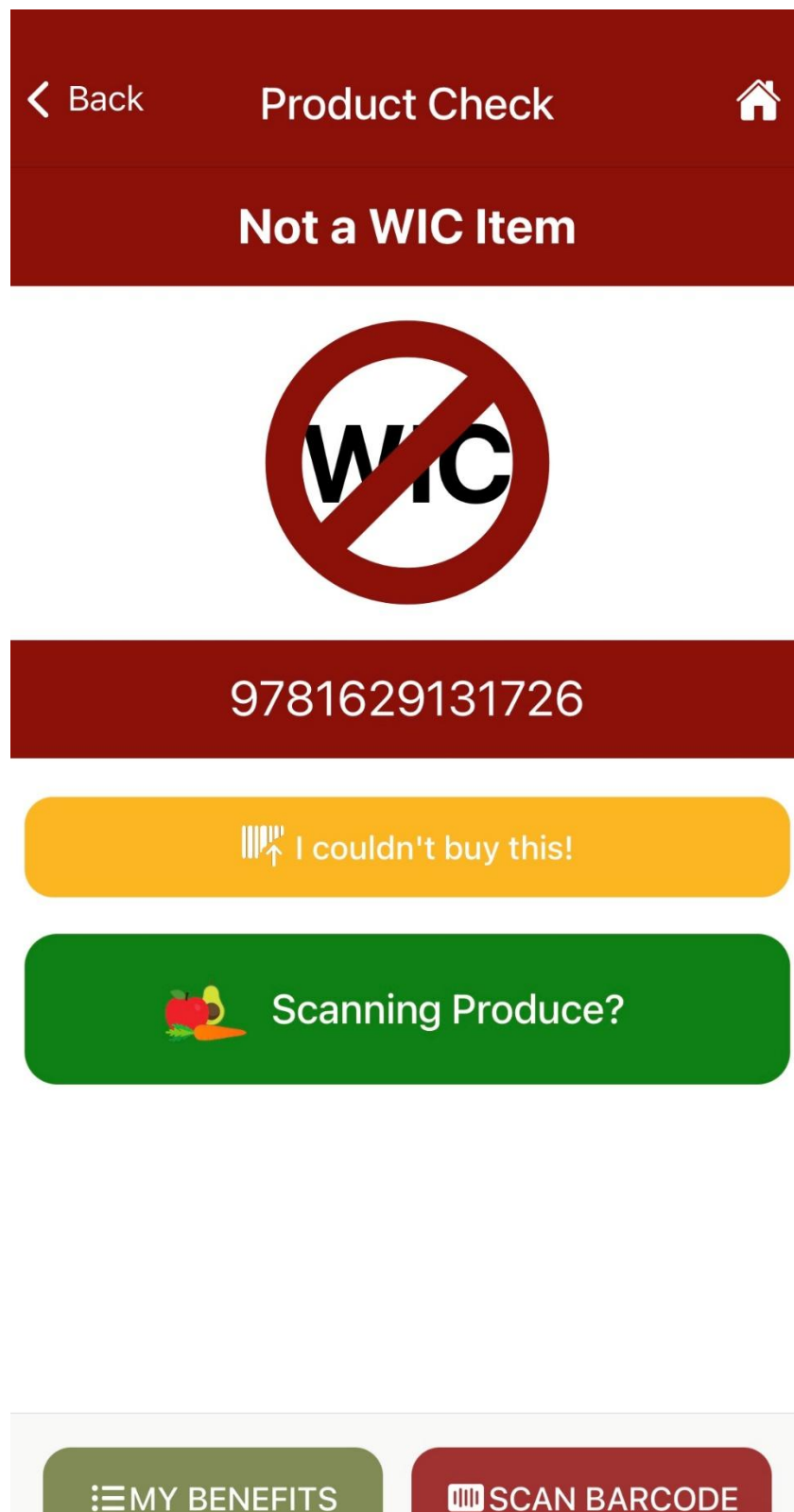
Step 1: Open application, select “Scan Barcode”



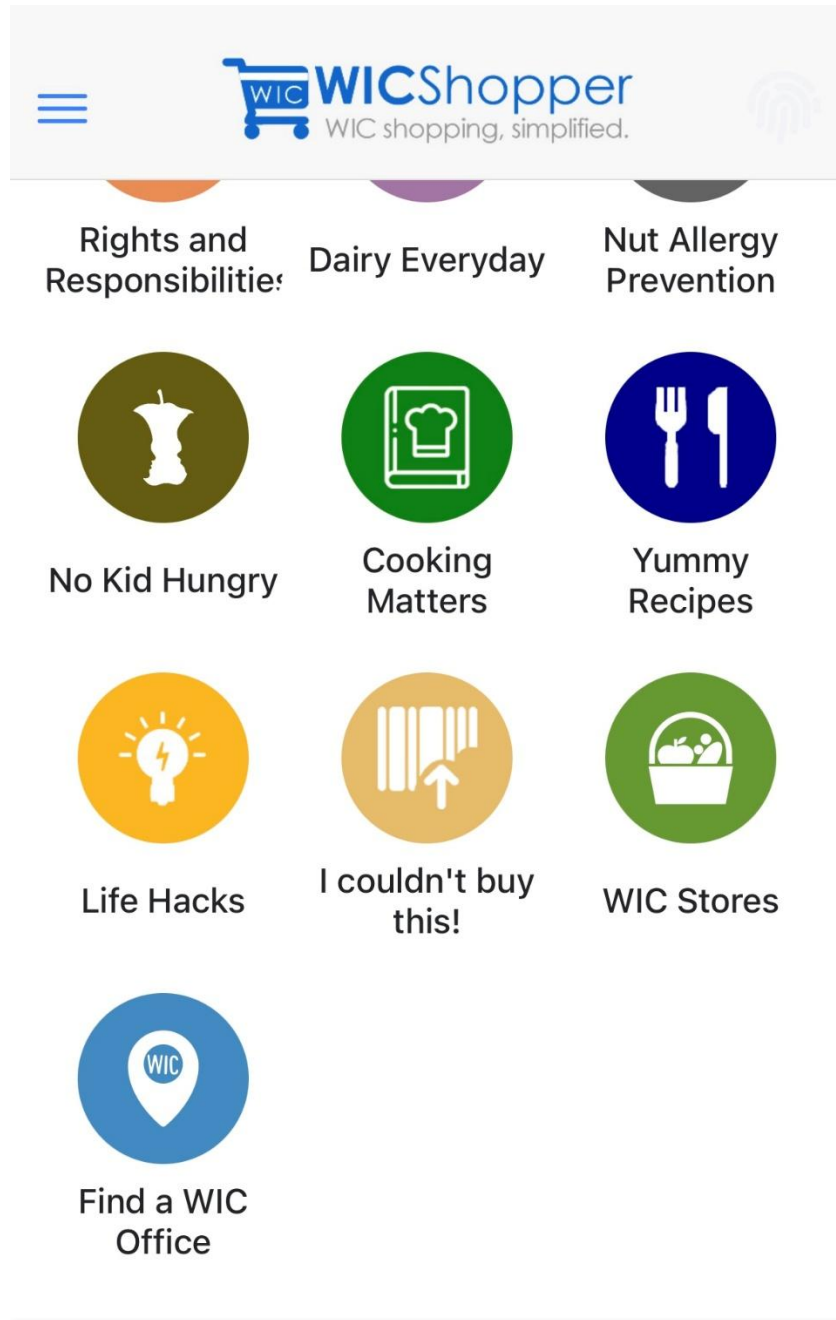
Step 2: Scan the Barcode of Product



Step 3: If item shows as “Not a WIC Item”, please select “I couldn’t buy this!”



You can also select “I couldn’t buy this!” from the home page



Step 4: Confirm the store location. If not the right store, please enter the store on the next page.

Product Help

Is this your store?


RUSS'S MARKET #1
1709 WASHINGTON ST
LINCOLN, NE 68502

No ✕


Yes ✓

Close

Step 5: Please fill out information. Areas with asterisks (*) are required.

 Back

Product Help




I couldn't buy this!


NEED SOME HELP?


Is a product not scanning as WIC-eligible in the app or at the register, but you think it should be? Use the following form to tell your agency about it.


Please include a photo of label and nutrition information/BARCODE of the product you are trying to buy to expedite its identification and verification by your provider. Please be sure to scan the barcode or key in all 12 digits on the item. Fields with an asterisk * are required.


About You


 What is your name?

 What is your email? *

 Ph# (optional)

 Store name?


 Cancel


 Send


Step 6: Please continue to fill out information. Product information is necessary for the submission.


[Back](#) **Product Help**


About You


 What is your name?

 What is your email? *


 Ph# (optional)


 Store name?


 Store number or location


 I am a...


About the Product

 Product brand (i.e. Kroger) *

 Type of Product (i.e. Black Beans) *


 Package Size (i.e. 15.5 Ounces) *

 Scan barcode or key in all 12 digits




Additional information

✕ Cancel


 Send

NE WIC Program
December 2025

Step 7: Take photos of product front, nutrition label, and UPC (barcode). Once pictures are uploaded, please select “Send”. The submission will be sent to the State WIC office for review.


 Back

Product Help




Scan barcode or key in all 12 digits

Additional information




Product Photo *


Please capture a photo of the full product from the front

 Product Photo


Please capture a photo of the product's nutritional label


 Nutrition Label Photo

Please capture a photo of the product's UPC (barcode) on the package

 UPC Photo

Please capture product photos

 Cancel

 Send