

NEBRASKA

Good Life. Great Mission.

DEPT. OF HEALTH AND HUMAN SERVICES



Jim Pillen, Governor

December 1, 2023

The Honorable Ben Hansen
Members of the Health & Human Services Committee
State Capitol Room 1117
Lincoln, NE 68509

Subject: Minority Health Initiatives Implemented

Dear Chairman Hansen:

In accordance with Neb. Rev. Stat. § 71-1628.07(2), the Division of Public Health in the Department of Health and Human Services submits the 2023 Minority Health Initiatives Implemented Annual Report. This report provides information about the minority health initiatives implemented in counties with a minority population of at least five percent of the total population of the county as determined by the most recent federal decennial census for the 2022-2023 state fiscal year.

Sincerely,

Charity Menefee
Director, Division of Public Health

Attachment

Division of Public Health

Minority Health Initiatives Implemented

December 2023

Neb. Rev. Stat. § 71-1628.07

From the Administrator -

This report was prepared by the Nebraska Department of Health and Human Services (DHHS) Office of Health Disparities (OHD) and the Nebraska Association of Local Health Departments (NALHD) to highlight the progress and outcomes of the Minority Health Initiative (MHI) funding for state fiscal year 2022-2023. The Nebraska Legislature allocates funds to counties in the first and third Congressional Districts with minority populations of five percent or greater, based on the most recent decennial census. MHI funding is distributed on a county per capita basis, to decrease health disparities and address factors disproportionately impacting minority populations. Populations served include racial and ethnic minorities, American Indians, and refugees.

This report outlines efforts to assess, co-plan, and implement programs and services with and for minority communities to improve health outcomes during the State fiscal year 2022-2023. Through partnerships with eighteen Local Health Departments (LHDs), they utilized MHI funding to develop and implement programming based on minority community need assessments completed in the previous funding period in 2021-2022.

On behalf of the OHD, grantees and contractors, and the individuals served, we thank the Nebraska Legislature for providing MHI funding to improve the health of Nebraska's racial and ethnic minority populations.

For additional information, contact Echohawk Lefthand, Administrator, Office of Health Disparities and Health Equity, at dhhs.healthdisparities@nebraska.gov.

Summary of health departments receiving Minority Health Initiative funds for their counties with more than 5% minority population in Congressional Districts 1 and 3.

Local Health Departments	Funding
Central District Health Dept	\$153,300
Dakota County Health Dept	\$75,524
East Central District Health Dept	\$91,215
Elkhorn Logan Valley Public Health Dept	\$63,511
Four Corners Health Dept	\$24,685
Lincoln-Lancaster County Health Dept	\$436,080
Loup Basin Public Health Dept	\$7,673
North Central District Health Dept	\$24,358
Northeast Nebraska Public Health Dept	\$44,203
Panhandle Public Health District	\$109,782
Public Health Solutions	\$48,746
Sarpy/Cass Health Dept	\$161,257
South Heartland District Health Dept	\$41,370
Southeast District Health Dept	\$28,055
Southwest Nebraska Public Health Dept	\$25,845
Three Rivers Public Health Dept	\$61,462
Two Rivers Public Health Dept	\$126,362
West Central District Health Dept	\$32,302
TOTAL	\$1,555,732

Table of Content

Minority Health Initiatives

Central District Health Department	1
Dakota County Health Department	2
East Central District Health Department	3
Elkhorn Logan Valley Public Health Department.....	4
Four Corners Health Department.....	5
Lincoln-Lancaster County Health Department	6
Loup Basin Public Health Department	7
North Central District Health Department.....	8
Northeast Nebraska Public Health Department.....	9
Panhandle Public Health District.....	10
Public Health Solutions	11
Sarpy/Cass Health Department	12
South Heartland District Health Department	13
Southeast District Health Department	14
Southwest Nebraska Public Health Department	15
Three Rivers Public Health Department.....	16
Two Rivers Public Health Department	17
West Central District Health Department	18


Appendix A

Minority Population Numbers by Health Department.....	19
---	----

CENTRAL DISTRICT HEALTH DEPARTMENT (CDHD)

HALL HAMILTON MERRICK

Minority population: **29.2%**



Hispanic American Indian Black Asian Hawaiian/Pacific Islander

20% of residents speak languages other than English
Common Languages: Spanish, Arabic, & Mayan languages

Minority Health Initiative (MHI)



MHI eligible residents: **24,835**



Funds Received FY 2022-2023: **\$153,300**

Strategies & Outcomes

CDHD's assessment work with our minority populations indicated that concerns regarding physical disease and illness and mental health were magnified by the social isolation of the pandemic. Concerns included language/cultural barriers, cost of care and medicine, lack of insurance, a provider shortage, and frustration/fear of navigating the healthcare system with no bilingual providers. CDHD met with groups whose native languages were Spanish, Somali, and Arabic, and learned that language barriers prevent them from seeking and receiving care. CDHD's 8 bilingual, bicultural Community Health Workers (CHWs) were enrolled in advanced training and supported to complete it so that they would be better-able to respond to community concerns.

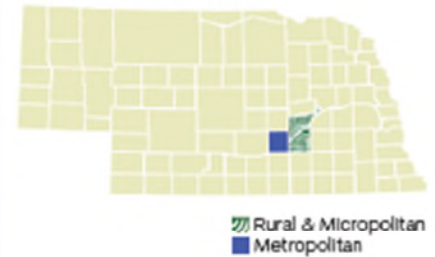
Other work helping all communities thrive

CDHD places high value in assuring the workplace is reflective of community cultures and languages. CDHD staff hail from seven different countries including Mexico, Guatemala, England, Honduras, Sudan, Somalia, and the United States. Having staff from a variety of cultures in the workplace enhances the effectiveness of our collective work in the community. Additionally, being greeted in one's native language upon entering the building contributes to a sense of trust and comfort. Our diversity is truly our strength.

Other Demographics:

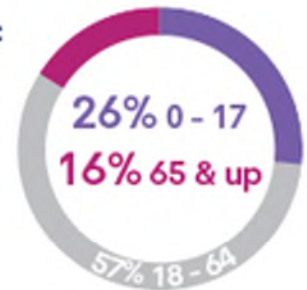
Based on total population: 79,676

2 Rural counties:



13%
Persons with disabilities

Ages:



www.cdhd.ne.gov

Teresa Anderson | Director | tanderson@cdhd.ne.gov



We speak English, Spanish, Arabic, and Somali!

DAKOTA COUNTY HEALTH DEPARTMENT

DAKOTA

Minority population: **54%**



Hispanic American Indian Black Asian Hawaiian/Pacific Islander



Minority Health Initiative (MHI)



MHI eligible residents: **12,235**



Funds Received FY 2022-2023: **\$75,523**

Strategies & Outcomes

Based upon language access needs identified in recent assessments, the Dakota County Health Department's Community Health Workers (CHW) offer translation services. In FY 22-23, there were roughly 52 encounters where translation services were used. During these encounters, staff help with a range of questions, including understanding and addressing medical-related bills, completing new Medicaid applications (n=10) and helping with 8 Medicaid redeterminations. Staff networked with community partners offered information about our services in different languages, and attended multi-cultural events across the county. These included: Celebrate Siouland; NECC events; Welcoming Week; Colorpalooza; and Rock the Center (Siouland Community Health Center). We also promoted these events on our social media platforms.

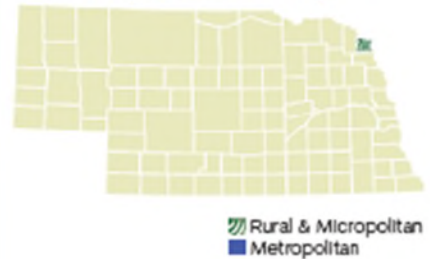
Other work helping all communities thrive

The Spanish-language bilingual CHW on staff continued to build skills to serve our multicultural communities during FY 22-23. They completed the IHA Health Literacy Certificate program and participated in the Public Health Language Access Network (PHLAN) facilitated by the Nebraska Association of Local Health Directors (NALHD). They also completed additional training and education specific to the Medicaid & Medicare application process. These enhanced skills help our CHW assist many minority community members with a wide range of needs.

Other Demographics:

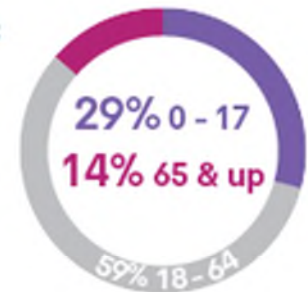
Based on total population: 21,284

1 Micropolitan county:



14%
Persons with disabilities

Ages:



www.dakotacountyne.org

Theresa Grove | Director | tgrove@dakotacounty.ne.gov



We speak English, Spanish, and Somali!

EAST CENTRAL DISTRICT HEALTH DEPARTMENT (ECDHD)

BOONE COLFAX NANCE PLATTE

Minority population: **26.3%**



21% of residents speak languages other than English
Common Languages: Spanish

Minority Health Initiative (MHI)



MHI eligible residents: **14,777**



Funds Received FY 2022-2023: **\$91,214**

Strategies & Outcomes

ECDHD's Minority Health Initiative (MHI) team's main priority is ensuring that all voices are heard and represented when it comes to health. The team launched a health needs assessment and conducted focus groups and listening sessions to better understand the specific needs of our minority populations and tailor our efforts going forward. The data identified obesity, mental health, and diabetes as the top health priorities for this community. Being active in the community helps the ECDHD team learn firsthand what communities need, as well as improves our relationships with key partners. In response to community requests, our team created a resource guide for Platte and Colfax counties that lists different resources for community members, including contact information and relevant accommodations, such as in what languages services are offered.

Other Demographics:

Based on total population: 53,533

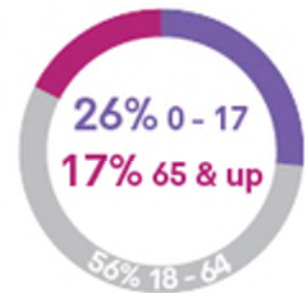
4 Rural counties:



12%

Persons with disabilities

Ages:



6%

Veterans



www.ecdhd.ne.gov

Jessica Hicks | Director | jhicks@ecdhd.ne.gov



We speak English & Spanish!

ELKHORN LOGAN VALLEY PUBLIC HEALTH DEPARTMENT (ELVHD)

BURT CUMING MADISON STANTON

Minority population: **17.1%**



10% of residents speak languages other than English
Common Languages: Spanish & Karen

Minority Health Initiative (MHI)



MHI eligible residents: **10,289**



Funds Received FY 2022-2023: **\$63,511**

Strategies & Outcomes

ELVPHD utilized the evidence-based Eating Smart, Being Active (ESBA) program to address health disparities in the minority populations of our district. A total of 64 people completed the program in the 2022-23 fiscal year. Throughout the program, topics such as mental health, alcohol and drug use, and healthy living were discussed in each group. Along with ESBA, the bilingual ELVPHD staff served as a referral resource for clients for various personal, family and household needs, such as domestic violence, rental assistance, food assistance, etc. Pre/post tests were administered to 100% of participants. These tests showed 28% of participants increased their knowledge after their participation in ESBA when compared to the pre-program baseline assessment.

Other work helping all communities thrive

Under the immigration laws, noncitizens applying for an immigrant visa, or seeking to adjust status to a lawful permanent resident while in the US, are required to receive certain vaccinations to prevent disease. ELVPHD administered 1,025 immigration vaccines to immigrants, refugees, and migrants. Provision of vaccines to individuals helps to prevent the introduction of infectious diseases in the district and beyond. Resources are limited and demand often exceeds supply. A maintained waiting list ensures recipients can promptly continue their application process at times when vaccines are available.

Other Demographics:

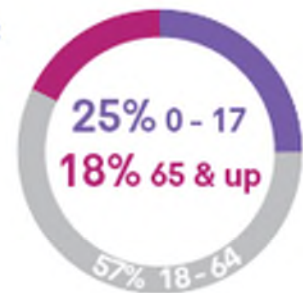
Based on total population: 57,170

4 Rural counties:



12%
Persons with disabilities

Ages:



www.elvphd.ne.gov

Gina Uhing | Director | gina@elvphd.ne.gov

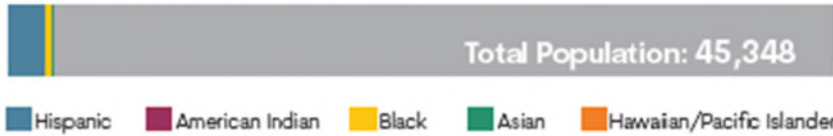


We speak English & Spanish!

FOUR CORNERS HEALTH DEPARTMENT (FCHD)

BUTLER POLK SEWARD YORK

Minority population: **7.5%**



4% of residents speak languages other than English
Common Languages: Spanish

Minority Health Initiative (MHI)



MHI eligible residents: **3,999**



Funds Received FY 2022-2023: **\$24,684**

Strategies & Outcomes

FCHD had 2 MHI objectives: hire a bilingual Community Health Worker (CHW); and form a Minority Community Coalition (MCC). FCHD achieved both. The coordinator and CHW worked in the Fall 2022 to support monthly community meetings and used the farmer's market to gain visibility and invite members to the MCC. Monthly community meetings started in December 2022. These meetings addressed health priorities identified in our community health survey (infectious disease, mental health, school participation, screen time, & being active). The MCC remains active in the new MHI grant cycle. Membership grew to over 25 in 6-months. The success hinged on allowing the members to talk about their concerns as they transitioned in the community.

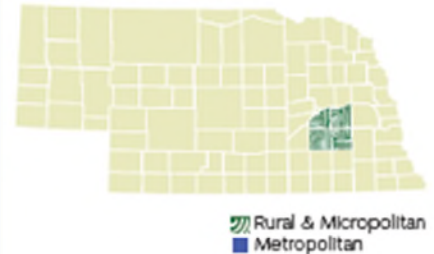
Other work helping all communities thrive

FCHD's bilingual CHW assists the local Latino population in various locations (including worksites, health fairs, farmer's markets, etc.). The CHW helps with vaccines for children, addressing high lead levels, accessing oral health services, child passenger safety seats, COVID vaccines, and other issues. To ensure our whole team is communicating effectively, 3 staff members have completed the Health Literacy Certificate program. FCHD purchased and implemented health literacy software for our website.

Other Demographics:

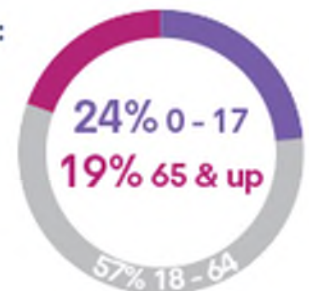
Based on total population: 45,348

4 Rural counties:



12%
Persons with disabilities

Ages:



www.fourcorners.ne.gov

Laura McDougall | Director | lauram@fourcorners.ne.gov

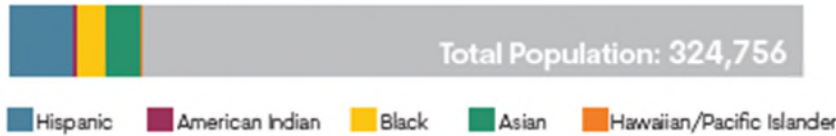


We speak English, Spanish, Italian, & German!

LINCOLN-LANCASTER COUNTY HEALTH DEPARTMENT (LLCHD)

LANCASTER

Minority population: **20.9%**



11.5% of residents speak languages other than English
Common Languages: Spanish, Arabic, & Vietnamese

Minority Health Initiative (MHI)

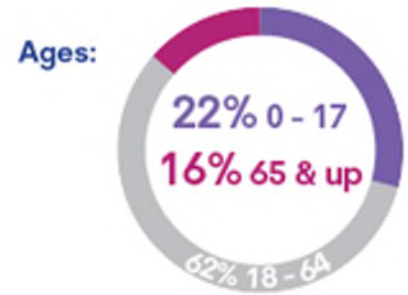
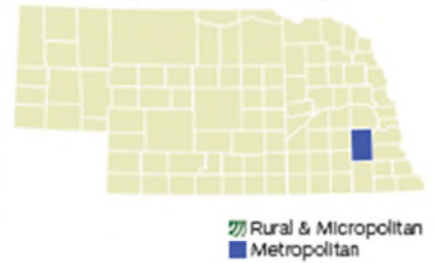


Strategies & Outcomes

LLCHD works in collaboration with the Cultural Centers of Lincoln to address health disparities. Facilitating community conversations with racial and ethnically diverse populations has been crucial to identifying priorities. Twenty conversations were completed with over 200 participants. The cultural centers provide clients with competent health navigation services, support, and education needed to prevent or manage chronic diseases. Trained bilingual cultural center advocates and community health workers provide individual case management, education, and support addressing barriers to care, such as transportation, interpretation, translation, advocacy, and referral services to meet clients' needs. In the past year, more than 6,000 racial and ethnically diverse individuals representing 51 countries of origin and 32 languages received services from cultural center staff.

Other Demographics:
 Based on total population: 324,756

1 Metropolitan county:



www.lincoln.ne.gov/health

Pat Lopez | Director | patdlopez@lincoln.ne.gov



We speak English, Spanish, Arabic, Karen, Vietnamese, Farsi, Nuer, Pashto and Somali!

LOUP BASIN PUBLIC HEALTH DEPARTMENT (LBPHD)

BLAINE CUSTER GARFIELD GREELEY HOWARD LOUP SHERMAN VALLEY WHEELER

Minority population: **5.8%**



■ Hispanic ■ American Indian ■ Black ■ Asian ■ Hawaiian/Pacific Islander



3% of residents speak languages other than English

Common Language: Spanish

Minority Health Initiative (MHI)



MHI eligible residents: **1,564**



Funds Received FY 2022-2023: **\$7,673**

Strategies & Outcomes

This was Loup Basin Public Health Department's first year with MHI funding. The health department identified where our minority communities are located and strategized from the data that was collected in the Community Health Assessment to create a prevention strategy based on the potential barriers and negative effects our minority populations face. The top concerns were access to health care, behavioral health, and cancer. LBPHD has also added a new translation platform, Propio, that will be utilized on-site or at off-site clinics or events where those we serve may need translation services. Prior to implementing Propio, LBPHD used NALHD's Spanish-language translation services to integrate Spanish content throughout our website, social media outlets, CHA/CHIP, and any other public documentation.

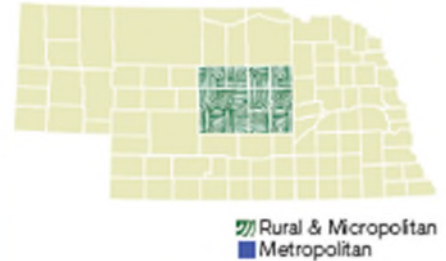
Other work helping all communities thrive

LBPHD's wellness program, Live + Well, provides on-site annual preventive services that are free to the public. Health screenings include tests on total cholesterol, HDL and LDL cholesterol, triglycerides, thyroid stimulating hormone, glucose, blood pressure, pulse, Body Mass Index, and a health risk assessment. LBPHD also takes this program on the road to offer free health screenings to diverse, rural, and underserved populations at their places of work. No matter where we encounter Live + Well participants, we take the opportunity to connect people with medical services.

Other Demographics:

Based on total population: 29,957

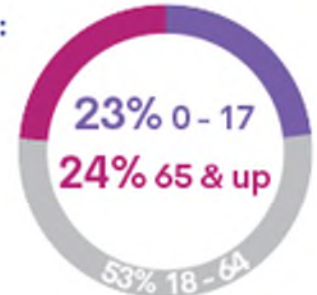
9 Rural counties:



15%

Persons with disabilities

Ages:



9%

Veterans



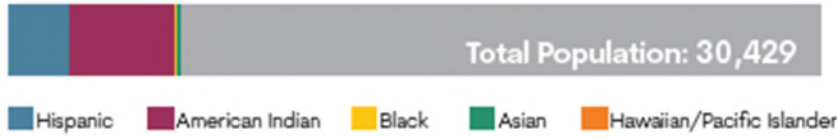
www.lbphd.ne.gov

Amanda Jeffres | Director | ajeffres@lbphd.ne.gov

NORTHEAST NEBRASKA PUBLIC HEALTH DEPARTMENT (NNPHD)

CEDAR DIXON THURSTON WAYNE

Minority population: **22.4%**



4 Rural counties:



6% of residents speak languages other than English
Common Languages: Spanish

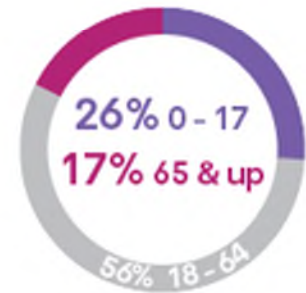
Minority Health Initiative (MHI)



Strategies & Outcomes

Cultural awareness and sensitivity was a primary focus for NNPHD minority health work. The focus was to engage with minority groups and communities to better understand their personal, cultural, social, and environmental realities. The Voz Latina en Colaboración was formed and met regularly. Members were encouraged to speak about their strengths and challenges to good health. Healthcare professionals were invited to attend and participate in the conversation. Cultural and linguistic competency was another priority for this work. The Northeast Nebraska Health Equity Advisory Council (HEAC) was formed. Members learned from each other. A highlight was a formal presentation provided by the Winnebago Public Health Director to members of the HEAC.

Ages:



Other work helping all communities thrive

NNPHD developed a Culturally and Linguistically Appropriate Services in healthcare (CLAS) self-assessment with help from HEAC members and provided it to healthcare organizations throughout the district with over 100 professionals participating. Results were analyzed by a research design class at Wayne State College and then aggregated and shared with the Health Equity Advisory Council. Results will next be shared with the participating organizations and more learning opportunities will be identified to support improved CLAS compliance.



www.nnphd.ne.gov

Julie Rother | Director | julie@nnphd.ne.gov



We speak English & Spanish!

NORTH CENTRAL DISTRICT HEALTH DEPARTMENT (NCDHD)

ANTELOPE BOYD BROWN CHERRY HOLT KEYA PAHA KNOX PIERCE ROCK

Minority population: **8.5%**



Hispanic American Indian Black Asian Hawaiian/Pacific Islander



4% of residents speak languages other than English

Common Languages: Spanish

Minority Health Initiative (MHI)



MHI eligible residents: **3,946**



Funds Received FY 2022-2023: **\$24,357**

Strategies & Outcomes

Primary health disparities have been identified encompassing general health, physical well-being, healthcare coverage, diabetes, tobacco utilization, and depressive conditions. Our principal health imperatives center on cardiovascular health and mental well-being. NCDHD undertook the establishment of task forces to facilitate the coordination of the minority health program within Cherry and Knox counties. Pre-existing coalitions within these regions were designated as the principal points of contact. Moreover, NCDHD actively cultivated relationships with minority and indigenous communities, thereby involving them in coalitions and community events.

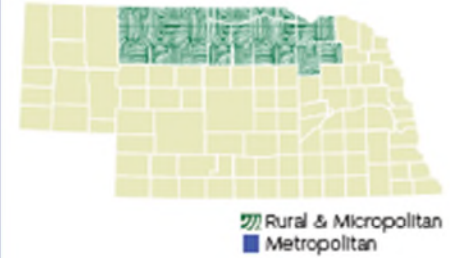
Other work helping all communities thrive

NCDHD has long provided vaccinations to individuals of all ages, races, and income levels across our nine-county region. During the onset of COVID-19 mass vaccination efforts, NCDHD emerged as the primary vaccine provider in the district. As flu vaccine season commenced, NCDHD seamlessly integrated COVID-19 vaccinations into its offerings. NCDHD has consistently extended its reach to several frontier towns with limited vaccination access. Vaccinations efforts (July 2022 - June 2023): COVID-19 1,403; Influenza 1,041; other vaccine preventable diseases 280. Total Vaccination Clinics 133, including mobile and weekly clinics operated from our office.

Other Demographics:

Based on total population: 44,521

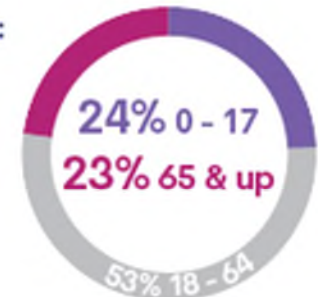
9 Rural counties:



14%

Persons with disabilities

Ages:



8%

Veterans



www.ncdhd.ne.gov

Heidi Kuklis | Director | heidi@ncdhd.ne.gov

PANHANDLE PUBLIC HEALTH DISTRICT (PPHD)

BANNER BOX BUTTE CHEYENNE DAWES DEUEL GARDEN GRANT KIMBALL
MORRILL SCOTTS BLUFF SHERIDAN SIOUX

Minority population: **21.4%**



9% of residents speak languages other than English
Common Languages: Spanish

Minority Health Initiative (MHI)



MHI eligible residents: **17,785**



Funds Received FY 2022-2023: **\$109,782**

Strategies & Outcomes

Guided by the Health in Disproportionately Affected Communities Advisory Committee, which is comprised of area minority leaders, PPHD completed a minority health assessment using the MAPP framework. We successfully engaged 511 survey respondents; over half were non-white. Of an additional 37 focus group participants, 75% were non-white. The process identified five priorities: Translation and Interpretation; Mental Health Access; Access to Care; Increase Cultural Competency; & Improve Data Collection. Key actions to-date include: development of a Diversity Equity and Inclusion toolkit that is being used statewide by worksites and health departments; hiring additional bilingual staff; development and implementation of an internal policy for translating materials; and providing financial and logistical support to health systems for equity coaching.

Other work helping all communities thrive

A focus on equity and inclusion is embedded in all systems and initiatives at PPHD, including our performance management and quality improvement system. Limited data created barriers in our ability to effectively meet the needs of our district. We advocated for BRFSS reports to include race and ethnicity data for health districts, attended ATLAS planning meetings, and searched for resources to grow the health department's access to data that will improve our understanding about health disparities. Through NALHD, we are exploring the capacity of MySidewalk to meet our need to better understand how race and ethnicity, rurality, and other demographic factors impact health across our area.

www.pphd.ne.gov

Kim Engel | Director | kengel@pphd.ne.gov

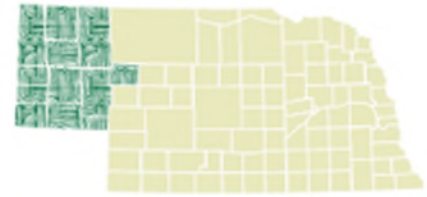


We speak English & Spanish!

Other Demographics:

Based on total population: 84,344

12 Rural counties:

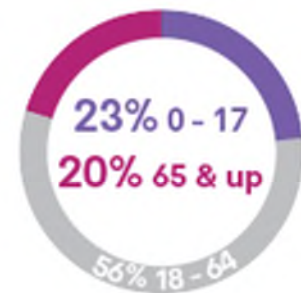


Rural & Micropolitan
 Metropolitan



15%
Persons with disabilities

Ages:



8%

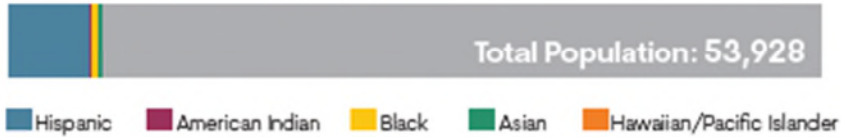
Veterans



PUBLIC HEALTH SOLUTIONS (PHS)

FILLMORE GAGE JEFFERSON SALINE THAYER

Minority population: **13.3%**



9% of residents speak languages other than English
Common Languages: Spanish & Mayan languages

Minority Health Initiative (MHI)

MHI eligible residents: **7,897**
 Funds Received FY 2022-2023: **\$48,746**

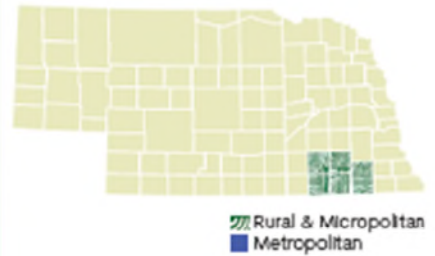
Strategies & Outcomes

The PHS Health Equity, Diversity, & Inclusion Team was formed to intentionally: address health equity among staff; enhance cultural and linguistic competency to improve the quality of client care; expand efforts to eliminate disparities in the community; and provide community leadership on topics of diversity, inclusion, and health equity. The first objective was to conduct a Minority Needs Assessment to identify strengths, weaknesses, and primary health concerns in the minority population. A total of 524 surveys were completed, many by way of a community 'street team' who met in-person with survey respondents in order to capture accurate and detailed responses. Additionally, a Health Equity sub-committee was developed as part of our larger stakeholder group in order to assist in completing action steps related to survey outcomes and data. A major focus of health equity work was the development of the PHS Language Access Plan and formal policies related to interpretation and translation services provided by the department, which were both presented to the PHS Board of Health for approval, and later, to the staff for training purposes. A Basic Interpreters Workshop was developed and piloted and will be offered to community partners and organizations to increase the pool of prepared interpreters in our communities.

Other Demographics:

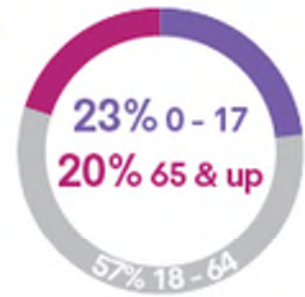
Based on total population: 53,928

5 Rural counties:



15% Persons with disabilities

Ages:



7% Veterans

www.phsneb.org

Kim Showalter | Director | kshowalter@phsneb.org

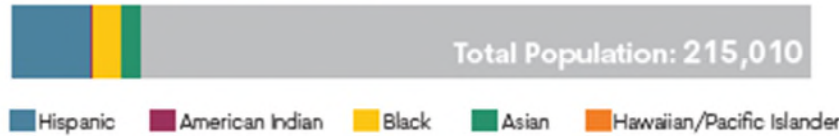


We speak English, Spanish, & K'iche!

SARPY / CASS HEALTH DEPARTMENT (SCHD)

SARPY CASS

Minority population: 19%



8% of residents speak languages other than English
Common Languages: Spanish

Minority Health Initiative (MHI)



MHI eligible residents: 26,124



Funds Received FY 2022-2023: \$161,257

Strategies & Outcomes

SCHD's MHI activities are guided by our needs assessment, used to identify health disparities and inequities for racial and ethnic minorities and underserved populations. Strategic priority areas of this work include the creation of a community-driven minority health equity plan and delivery of culturally and linguistically appropriate services. Health disparities identified include healthcare access, safe housing, and access to affordable, healthy, and culturally appropriate food. These concerns can contribute to a variety of health issues such as diabetes, hypertension, and poor mental health. This program year, SCHD staff focused on building evidence and practices to modify social determinants of health (SDOH). Additionally, culturally appropriate health education materials and campaigns to promote healthy behaviors were completed.

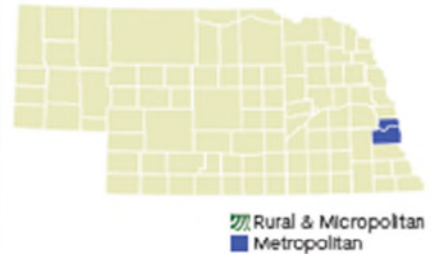
Other work helping all communities thrive

SCHD's Health Equity team created detailed assessment tools to measure staff and Board understanding of and ability to address health equity and reduce health disparities, as well as assess SCHD's cultural competence and language access practices and policies. SCHD identified vital public health resources and ensured they were translated into the top spoken languages in the jurisdiction.

Other Demographics:

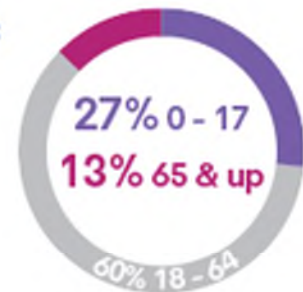
Based on total population: 215,010

2 Metropolitan counties



10%
Persons with disabilities

Ages:



13%

Veterans



www.sarpycasshealthdepartment.org

Sarah Schram | Director | sschram@sarpycasshealth.com




We speak English & Spanish!

SOUTH HEARTLAND DISTRICT HEALTH DEPARTMENT (SHDHD)

ADAMS CLAY NUCKOLLS WEBSTER

Minority population: **13.7%**



Hispanic American Indian Black Asian Hawaiian/Pacific Islander



8% of residents speak languages other than English

Common Languages: Spanish & Somali

Minority Health Initiative (MHI)



MHI eligible residents: **6,702**



Funds Received FY 2022-2023: **\$41,369**

Strategies & Outcomes

SHDHD facilitated six minority advisory group (AG) meetings, assuring progress on action plan objectives to reduce barriers to care. The AG includes minority community members and representatives from 6 partner organizations. SHDHD supported the AG members in hosting 6 educational events for Hispanic community members on topics such as healthy blood pressure and gardening. SHDHD's bilingual community health worker (CHW) shared AG outcomes and recommendations with the Access to Care Steering Committee in October and April. Our team continues to build our health literacy and language access skills to better serve all communities. We participate in the Public Health Language Access Network (PHLAN) and SHDHD's website includes a Spanish tab.

Other work helping all communities thrive

In addition to paying careful attention to health literacy to make health and safety accessible to all, we are assessing the effectiveness of information-sharing with Hispanic/Latino residents. SHDHD is finding out whether, how, and where people learned about COVID-19 during the pandemic. Our minority AG is considering their roles and which trusted settings/people should be in place to improve communication going forward.

Other Demographics:

Based on total population: 44,955

4 Rural counties:



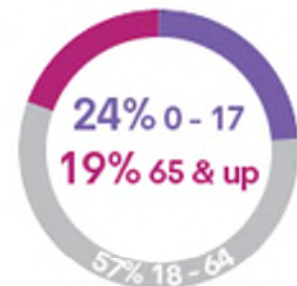
Rural & Micropolitan
Metropolitan



13%

Persons with disabilities

Ages:



7%

Veterans



www.southheartlandhealth.ne.gov

Michele Bever | Director | michele.bever@shdhd.ne.gov



We speak English, Hindi, Telugu, Punjabi, Bengali, & Spanish!

SOUTHEAST DISTRICT HEALTH DEPARTMENT (SEDHD)

JOHNSON NEMAHA OTOE PAWNEE RICHARDSON

Minority population: **11.7%**



7% of residents speak languages other than English
Common Languages: Spanish & Mayan languages

Minority Health Initiative (MHI)



MHI eligible residents: **4,545**



Funds Received FY 2022-2023: **\$28,055**

Strategies & Outcomes

SEDHD focused on minority community engagement in the last fiscal year. A workgroup was established that includes community leaders representing the area's minority populations. This group is supporting SEDHD's efforts to build our relationships across diverse communities and address minority health disparities. We continue our work to enhance engagement with and participation of minority populations in our planning and programs.

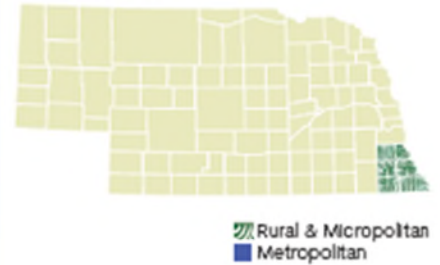
Other work helping all communities thrive

SEDHD's Vaccine for Children (VFC) program addresses barriers to care experienced by rural communities. This program provides vaccines at no cost to children who are uninsured, underinsured, or enrolled in Medicaid. The department's Brighter Smiles program provides oral health screenings, fluoride varnish, and dental sealants in daycares, schools, and nursing homes. As needed, translation services are available to families accessing these services.

Other Demographics:

Based on total population: 38,696

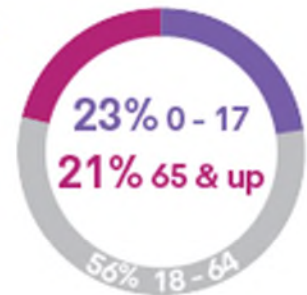
5 Rural counties:



16%

Persons with disabilities

Ages:



www.sedhd.org

Grant Brueggemann | Director | grant@sedhd.org



We speak English & Spanish!

SOUTHWEST NEBRASKA PUBLIC HEALTH DEPARTMENT (SWNPHD)

CHASE DUNDY FRONTIER FURNAS HAYES HITCHCOCK
KEITH PERKINS RED WILLOW

Minority population: **9.7%**



Minority Health Initiative (MHI)



MHI eligible residents: **4,187**



Funds Received FY 2022-2023: **\$25,845**

Strategies & Outcomes

SWNPHD's MHI Coordinator sought people in each county to share information and get feedback about the health needs within their minority community. Preventive screening clinics were then held that offered free blood pressure, glucose, and cholesterol checks, education and health coaching, and COVID-19 and flu vaccines. Each person was connected to a local medical facility and other social services. Public outreach was increased via social media, champions and advisory committee members within each community. The MHI Coordinator also made numerous in-person visits. Data collected at each screening clinic is being used to update the Community Needs Assessment and plan future strategies.

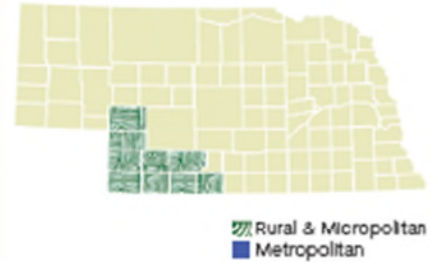
Other work helping all communities thrive

The Polish Your Pearls dental program addresses rural children's barriers to oral healthcare, regardless of the language their family speaks at home. SWNPHD has increased the number of children getting oral health screenings and fluoride varnish in our health district. The program manager collaborates with the schools where families speak languages other than English at home to ensure those families get forms in their primary language, understand the program, and can give informed consent for oral health services.

Other Demographics:

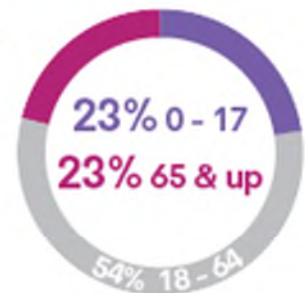
Based on total population: 38,183

9 Rural counties:



16%
Persons with disabilities

Ages:



www.swhealth.ne.gov

Myra Stoney | Director | director@swhealth.ne.gov

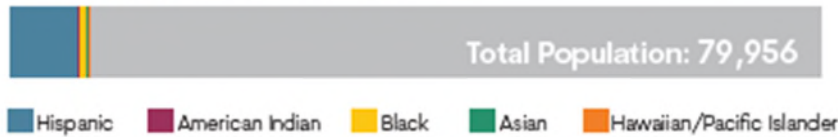


We speak English & Spanish!

THREE RIVERS PUBLIC HEALTH DEPARTMENT (3RPHD)

DODGE SAUNDERS WASHINGTON

Minority population: **11.4%**



7% of residents speak languages other than English
Common Languages: Spanish & Mayan languages

Minority Health Initiative (MHI)



MHI eligible residents: **10,747**



Funds Received FY 2022-2023: **\$61,462**

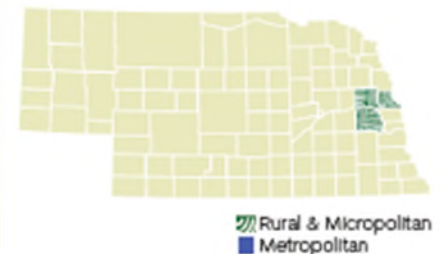
Strategies & Outcomes

Minority community concerns include healthcare, oral health, diabetes, healthy foods, heart disease, mental health, cancer, COVID tests/vaccines, substance use disorder, exercise, and transportation. In addition, this community was concerned about language barriers, accessing immigration lawyers, and unemployment. Over the most recent program year, 3RPHD successfully built new and improved existing partnerships with organizations in our community. We organized events in English, Spanish, and K'iche' focusing on education, prevention, and connecting to services. These events included: a women's health retreat; Ama Tu Corazón; Living Well; MHI screening, and mental health/substance abuse expert panelists. Continuing to stay connected and involved helps us receive great feedback on how to improve and do more to address communities' needs. Two strong partnerships we've established beyond our MHI funded work include our Spanish Networking Group and partnership with Fremont Family Coalition (FFC). The Spanish Networking Group consists of Spanish speaking and non-Spanish speaking professionals from various organizations that come together and discuss programs, events, and resources that help address community needs and disparities. Our collaboration with FFC builds bridges between us, the client, and community resources to help with rent, food, and housing.

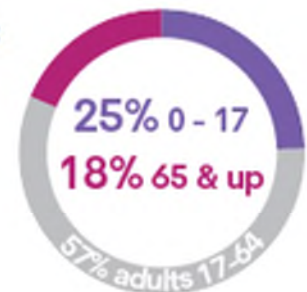
Other Demographics:

Based on total population: 79,956

3 Rural counties:



Ages:



www.threeriverspublichealth.org

Terra Uhing | Director | terra@3rphd.ne.gov




We speak English & Spanish!

TWO RIVERS PUBLIC HEALTH DEPARTMENT (TRPHD)

BUFFALO DAWSON FRANKLIN GOSPER HARLAN KEARNEY PHELPS

Minority population: **20%**



Hispanic American Indian Black Asian Hawaiian/Pacific Islander



13% of residents speak languages other than English
Common Languages: Spanish, Somali

Minority Health Initiative (MHI)



MHI eligible residents: **20,471**



Funds Received FY 2022-2023: **\$126,362**

Strategies & Outcomes

TRPHD's MHI work centers on connecting disproportionately affected communities to appropriate healthcare services. TRPHD provides mobile vaccination clinics where individuals can receive routine vaccinations such as flu, COVID-19, HPV, and others. Mobile clinics occur on a regular monthly schedule. The mobile clinic location with the highest attendance occurs at a nightclub in Lexington prior to the club opening for the evening. Our Community Health Workers present information in multiple languages, and assist in increasing access to transportation, sometimes paying transportation fees for individuals to attend appointments. TRPHD also engages with key community partners who participate in an advisory board for minority health.

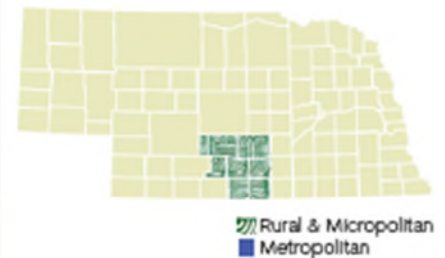
Other work helping all communities thrive

TRPHD is developing two crucial programs to address health disparities in our area: expanded environmental health services, and a home visitation program. Environmental health staff will help ensure that environmental issues like lead poisoning are investigated and remediated. Program staff will work with other experts on our team to ensure assistance and education reach remote areas and are culturally appropriate. Our Healthy Families America (HFA) program will make the benefits of early support through home visitation available to children up to age five and their families.

Other Demographics:

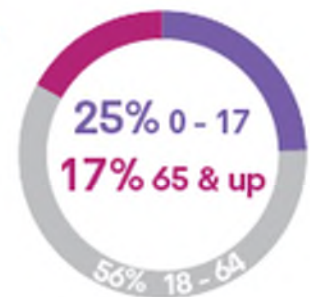
Based on total population: 97,423

7 Rural counties:



13%
Persons with disabilities

Ages:



7%

Veterans



www.trphd.ne.gov

Jeremy Eschliman | Director | jeschliman@trphd.ne.gov




We speak English & Spanish!

WEST CENTRAL DISTRICT HEALTH DEPARTMENT (WCDHD)

LINCOLN LOGAN MCPHERSON THOMAS HOOKER ARTHUR

Minority population: **12.7%**



Hispanic American Indian Black Asian Hawaiian/Pacific Islander

5% of residents speak languages other than English
Common Languages: Spanish

Minority Health Initiative (MHI)



MHI eligible residents: **5,233**



Funds Received FY 2022-2023: **\$32,302**

Strategies & Outcomes

By leveraging diverse expertise and resources, we developed targeted interventions to address priority needs identified with our minority communities. We assisted with interpretation and translation across our six counties at health appointments and related to medical, financial, insurance, and Medicaid applications in FY 22-23. We collaborated with community partners on social determinates of health through several meetings involving minority and other community representatives. We used education opportunities to address health disparities and health equity.

Other work helping all communities thrive

The MHI outreach programs were designed to create inclusive health and safety training for the Spanish speaking community. WCDHD sought to address 2 primary areas of need for the Hispanic population, First Aid and CPR and Water Safety. WCDHD's native Spanish-speaking Community Health Worker (CHW) delivered the first ever Spanish language First Aid/CPR/AED and Compression only CPR trainings. A total of 150 participants were engaged in active learning about important ways to keep children safe in, on, and around the water.

Other Demographics:

Based on total population: 37,994

6 Rural counties:



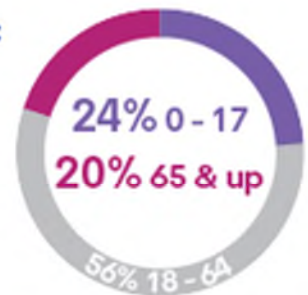
Rural & Micropolitan
Metropolitan



16%

Persons with disabilities

Ages:



9%

Veterans



www.wcdhd.org

Shannon Vanderheiden | Director | vanderheidens@wcdhd.org



We speak English & Spanish!

Appendix A – Minority Population Numbers by Health Department

Health Department Minority Populations and MHI Qualifying Counties									
Health Dept	All	White	Hisp/ Latino	Black/ Afr Am	AI/AN	Asian	HI/PI	Other	2 or More
CDHD	79992	55157	19873	1883	270	731	28	206	1844
	Counties: Hall, Hamilton, Merrick								
Dakota	21,582	9,347	8,811	1,603	526	602	154	33	506
	Counties: Dakota								
ECDHD	53637	38860	12488	746	147	260	11	124	1001
	Counties: Boone, Colfax, Nance, Platte								
ELVPHD	57162	46873	7150	466	491	516	40	161	1465
	Counties: Burt, Cuming, Madison, Stanton								
FCHD	45317	41318	2076	305	151	158	10	107	1192
	Counties: Butler, Polk, Seward, York								
LLCHD	322,608	251,962	25,844	13,369	1,707	13,975	170	1,351	14,230
	Counties: Lancaster								
LBHD	25076	23512	761	77	66	43	10	34	573
	Counties: Blaine, Custer, Howard, Loup, Sherman, Valley								
NCDHD	40488	36542	1393	122	1292	125	6	51	957
	Counties: Antelope, Brown, Cherry, Holt, Knox, Pierce								
NNPHD	22076	14915	2047	391	3944	147	12	85	535
	Counties: Dixon, Thurston, Wayne								
PPHD	83841	66056	11954	559	1723	555	36	229	2729
	Counties: Banner, Box Butte, Cheyenne, Dawes, Deuel, Garden, Grant, Kimball, Morrill, Sioux, Scotts Bluff, Sheridan								
PHS	53821	45924	5376	302	187	414	53	91	1474
	Counties: Fillmore, Gage, Jefferson, Saline, Thayer								
SCHD *	100723	74599	13045	4481	377	1907	147	427	5686
	Counties: Sarpy (CD1), Cass								
SHDHD	44799	38097	4448	273	150	437	9	97	1288
	Counties: Adams, Clay, Nuckolls, webster								
SEDHD	36147	31602	2254	464	338	228	0	67	1194
	Counties: Johnson, Nemaha, Otoe, Richardson								
SWPHD	38069	33882	2699	190	99	102	32	47	1018
	Counties: Chase, Dundy, Frontier, Furnas, Hayes, Hitchcock, Keith, Perkins, Red Willow								
3RPHD	80310	69563	7287	357	235	369	18	206	2275
	Counties: Dodge, Washington								
2RPHD	97706	77235	14908	1833	239	928	77	193	2293
	Counties: Buffalo, Dawson, Franklin, Gosper, Harlan, Phelps, Kearney								
WCDHD	37605	32372	3089	389	155	332	6	112	1150
	Counties: Arthur, Hooker, Lincoln, Logan, McPherson, Thomas								

Source: U.S. Census Bureau, 2020 Census Redistricting Data (Public Law 94-171)

*Population breakout numbers for Sarpy County (CD 1) are estimated by zip code.

Office of Health Disparities
DHHS Division of Public Health

402-471-0152

dhhs.healthdisparities@nebraska.gov
www.dhhs.ne.gov/healthdisparities