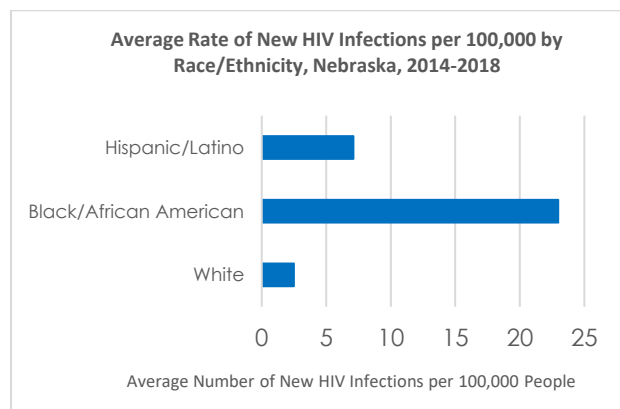


HIV among Blacks

Nebraska 2018

In 2017, according to the US Census population estimates, Blacks (non-Hispanic, born in the United States and foreign born) accounted for 4.6% of Nebraska's total population. Of the 402 cases diagnosed with HIV in Nebraska from 2014 to 2018, Blacks accounted for 26% of all cases. The Black population is affected at a higher rate by HIV than any other racial or ethnic group in Nebraska. Black non-Hispanics living in Nebraska have nearly 10 times the rate of white non-Hispanics (Chart 1).

Chart 1:



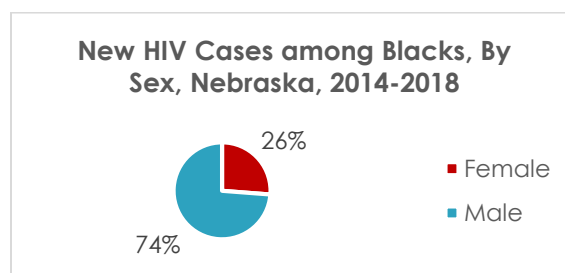
New HIV Cases*

From 2014-2018, Nebraska averaged 21 newly diagnosed HIV cases per year in the Black population. This represents, on average 26% of Nebraska's new HIV cases.

By Gender

Males represent 74% of Blacks newly diagnosed with HIV Disease (Chart 2).

Chart 2:



From 2014 to 2018, the ratio of male to female cases has remained fairly stable (Table 1).

Table 1: Number of New HIV Cases among Blacks by Gender and Year of Diagnosis

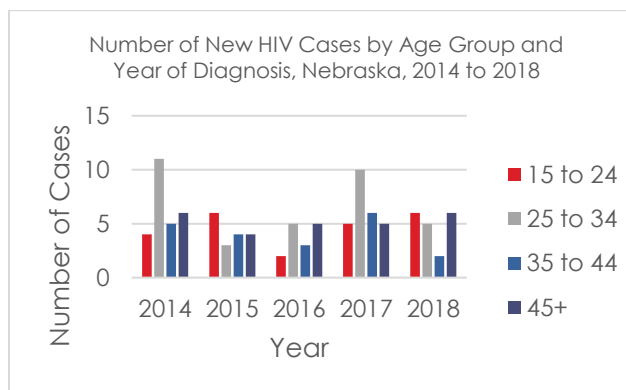
Year of Diagnosis	Female	Male	TOTAL
2014	8	19	27
2015	5	11	16
2016	5	10	15
2017	7	19	26
2018	2	17	19
TOTAL	27	76	103

By Age

Among newly diagnosed HIV infections, 75% among Blacks are diagnosed between the ages of 15 and 44 (Chart 3). Regardless of age, gender or race, anyone having unprotected sex should get tested for HIV at least once in their lifetime.

*The term "new HIV case" refers to all new diagnosis of HIV infection with or without AIDS

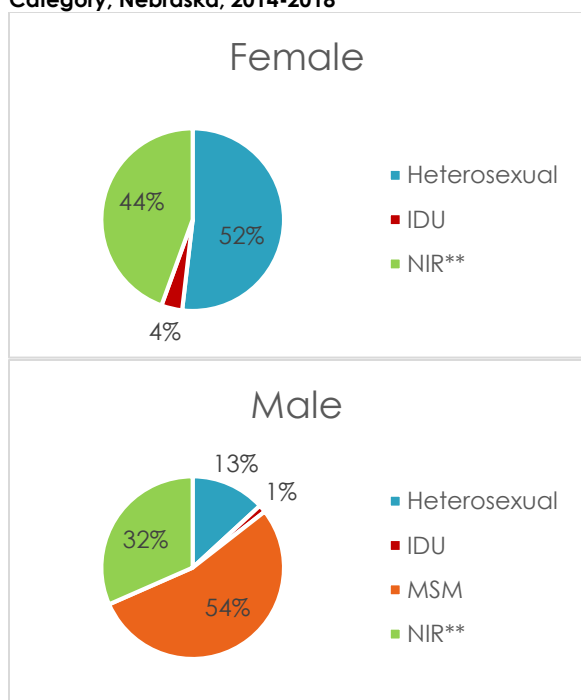
Chart 3:



By HIV Exposure Category

In Nebraska, from 2014-2018, 52% of newly diagnosed Black females reported their risk behavior as heterosexual contact and 54% of the Black males reported male to male (MSM) sexual contact (Chart 4). Injecting drug use (IDU) accounts for a small percentage of risk behaviors in Nebraska, with 4% of Black females and 1% of Black males reporting a risk behavior of IDU, which substantially increases the chances they will transmit HIV to someone else.

Chart 4:
Percent of New HIV Cases Among Blacks by Exposure Category, Nebraska, 2014-2018

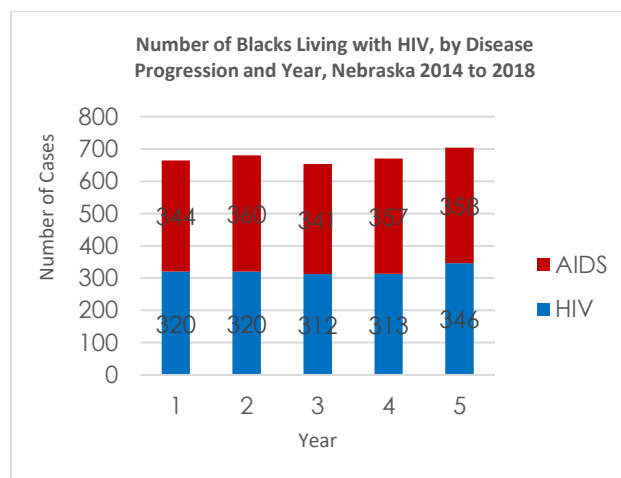


** NIR: People who do not have a risk identified. Every effort is made at the time of diagnosis to get a risk through client interviews.

Living HIV Cases

As of December 31, 2018, there were 704 Blacks living with HIV in Nebraska. For the past five years, the number of Blacks living with HIV has risen steadily. The ratio of Blacks living with AIDS to those living with HIV has remained steady.

Chart 5:



Foreign Born Black Cases

Foreign-born Blacks come from a number of different countries around the world. The method of transmission is most times the result of heterosexual sex. Many different cultures and languages make up this population and this alone can create challenges for prevention and care. About 23% of all newly diagnosed HIV disease cases among Blacks are among foreign-born Blacks (Table 2).

Table 2: Number of New HIV Cases among Foreign-Born Blacks by Country of Birth, Nebraska, 2014-2018

Country of Birth	Cases
Ethiopia	3
Kenya	1
Not Specified	11
Somalia	2
Sudan	5
Togo	1
Total	23

Testing in Nebraska

HIV testing in Nebraska is available at all physician offices, hospitals, medical clinics and counseling and testing sites. The Nebraska Department of Health and Human Services (NDHHS) Counseling and Testing Program has multiple federally funded HIV test sites located across Nebraska. At these test sites, the client has the option of testing anonymously (by number) or confidentially (by name). Testing at any other site is confidential only. To locate a counseling and testing site near you, go to: <https://www.cdc.gov/hiv/testing/index.html>.