

# Community Health Workers (CHWs) Improving Nebraskans' Health

Meka Tate, Jessica Seberger & Korina Rodriguez

1

## Brief Bios

Meka Tate, Jessica Seberger, &  
Korina Rodriguez











2

## Nebraska's Demographics and Social Determinants of Health (SDOH)

- Health Care Access
- Education Access
- Economic Stability
- Neighborhood and Built Environment
- Social & Community Context

3

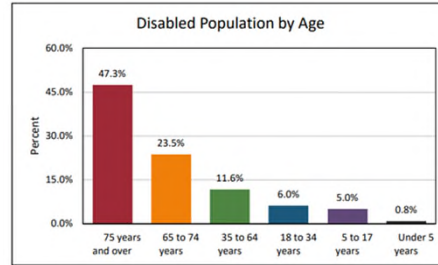
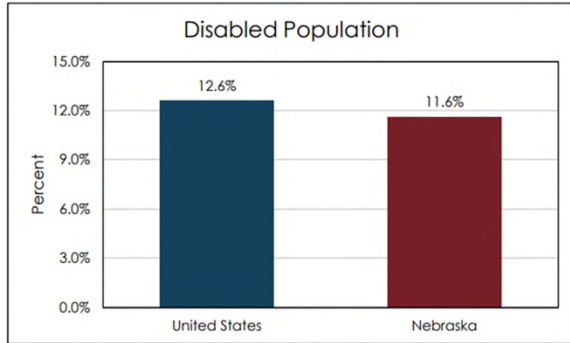
## Health Care Access

Measures	Time Period	Current Actual Value	Current Target Value	Current Trend	Baseline % Change
+   Percentage of persons aged 18-64 who have health insurance.	2018	85.7%	86.5%	↗ 2	6% ↗
+   Percentage of persons aged 18 and over who have a personal doctor or health care provider.	2018	77.7%	83.1%	↘ 2	-5% ↘
+   Percentage of persons aged 65 and older who have a personal doctor or health care provider.	2018	93.7%	96.7%	↘ 1	-2% ↘
+   Needed to see a doctor but could not due to cost in past year, Adults 18 and older	2020	9.3%	—	↘ 1	-26% ↘

<https://embed.clearimpact.com/Result/Embed/9617>

4

# Disability



Source: 2019 American Community Survey, 5-Year Estimates

Source: 2019 American Community Survey, 5-Year Estimates

Disability Population	Estimates	Percentage
United States	40,335,099	12.6%
Nebraska	218,839	11.6%

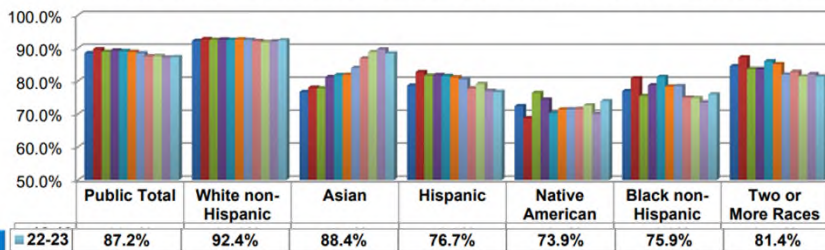
Disability in Nebraska Report Card 2021:

<https://dhhs.ne.gov/Reports/Disability%20in%20Nebraska%20Report%20Card%202021.pdf>

# Education Access

## Nebraska Public High School Cohort 4-Year Graduation Rates by Race/Ethnicity

- In 2020, Nebraska was ranked **22nd highest** in the nation
- (National data for 2021 has not been released for state-to-state comparisons)

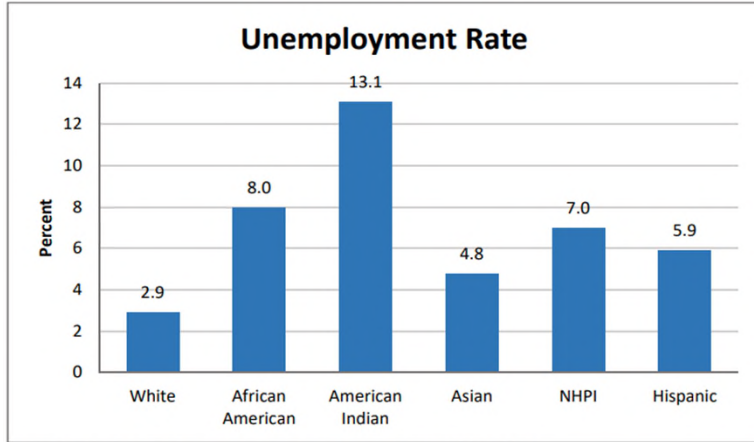


The data is annually from 2012-2013 to 2022-2023.



Source: [https://ccpe.nebraska.gov/sites/default/files/PR\\_Presentation.pdf](https://ccpe.nebraska.gov/sites/default/files/PR_Presentation.pdf)

## Economic Stability

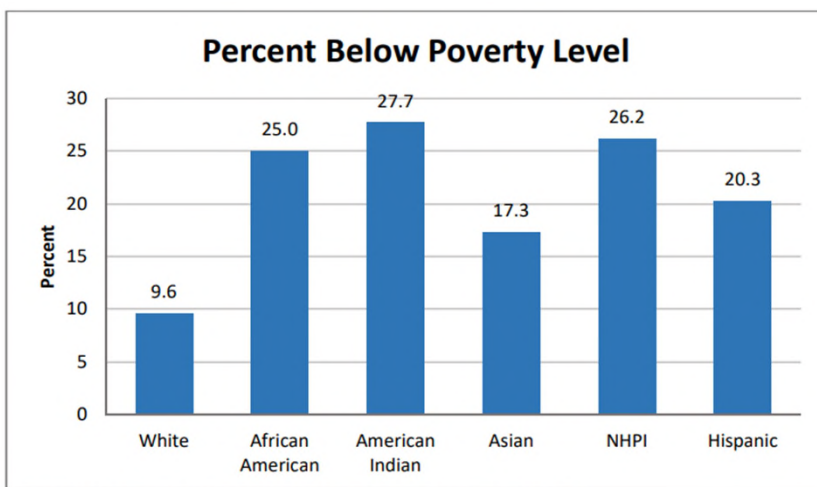


Source: U. S. Census Bureau American Community Survey, 2015-2019  
Notes: NHPI = Native Hawaiian and Other Pacific Islander

### Social Determinants of Health in Nebraska - 2021:

<https://dhhs.ne.gov/Reports/Social%20Determinants%20of%20Health%20in%20Nebraska%20-%202021.pdf>

## Economic Stability



Source: U. S. Census Bureau American Community Survey, 2015-2019  
Notes: NHPI = Native Hawaiian and Other Pacific Islander

### Social Determinants of Health in Nebraska - 2021:

<https://dhhs.ne.gov/Reports/Social%20Determinants%20of%20Health%20in%20Nebraska%20-%202021.pdf>

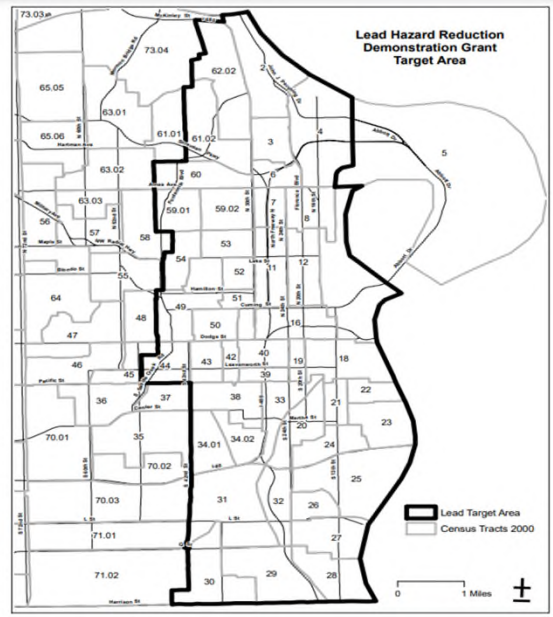
# Neighborhood and Built Environment

Lead Hazard Programs - City of Omaha Planning CD:  
<https://planninghcd.cityofomaha.org/lead-hazard-programs>

Ethanol Plant Disaster Creates Environmental and Human Health Concerns for Rural Community in Mead, Nebraska:  
<https://www.ruralhealthinfo.org/toolkits/emergency-preparedness/case-studies/chemical-emergencies/mead-nebraska#:~:text=Community%20Impact%20in%20Mead,pollution%20produced%20from%20the%20facilities>

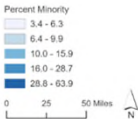
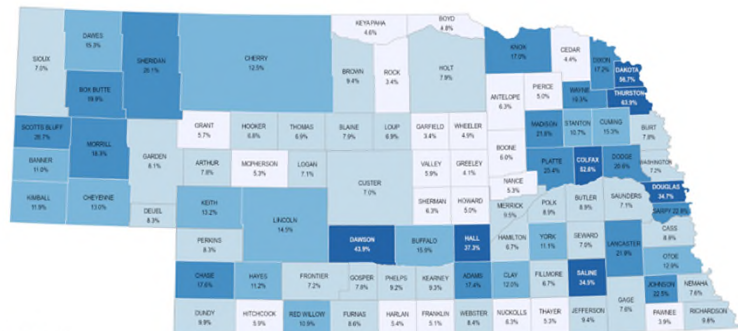


Piles of green chemical waste product. Photo credit: Dr. Judy Wu-Smart, University of Nebraska-Lincoln.



# Social & Community Context

Minority Population Percentage, by County  
Percentage of Total Population, 2020 Census Data



Data Source: US Census Bureau, 2020 decennial census.



Where do people connect?

- Churches
- Schools
- Centers

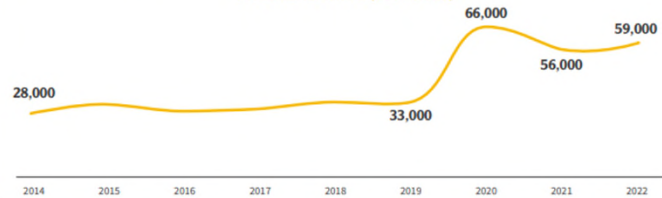
Minority Population Percentage:  
<https://dhhs.ne.gov/PublishingImages/HDHE-Minority-Map.jpg>

## Social & Community Context

**TABLE 2. CHILD CARE COSTS SURPASSING YEARLY COLLEGE TUITION AND FEES\***

CENTER-BASED CARE (2021)	
Infant	\$11,068
4-year-old	\$9,431
HOME-BASED CARE (2021)	
Infant	\$7,462
4-year-old	\$7,164
UNIVERSITY OF NEBRASKA AT LINCOLN (2023-24)	
30 Credits over two semesters	\$10,108
UNIVERSITY OF NEBRASKA AT OMAHA (2023-24)	
27 Credits over two semesters	\$8,370
UNIVERSITY OF NEBRASKA AT KEARNEY (2023-24)	
30 Credits over two semesters	\$6,480

**FIGURE 1. NUMBER OF EMPLOYEES MISSING WORK DUE TO CHILD CARE PROBLEMS SINCE (2014-2022)\***



Source: 2023 Kids Count in Nebraska Report  
<https://kidscountnebraska.com>

11

## Role of CHWs

- Liaison
- Bridges between healthcare and communities
- Navigating the healthcare
- Advocating for community needs
- Influencing policy that address SDOH
- Informal counseling, emotional support

Ex:

- Health Education Sessions
- Facilitating access to care
- Social Support

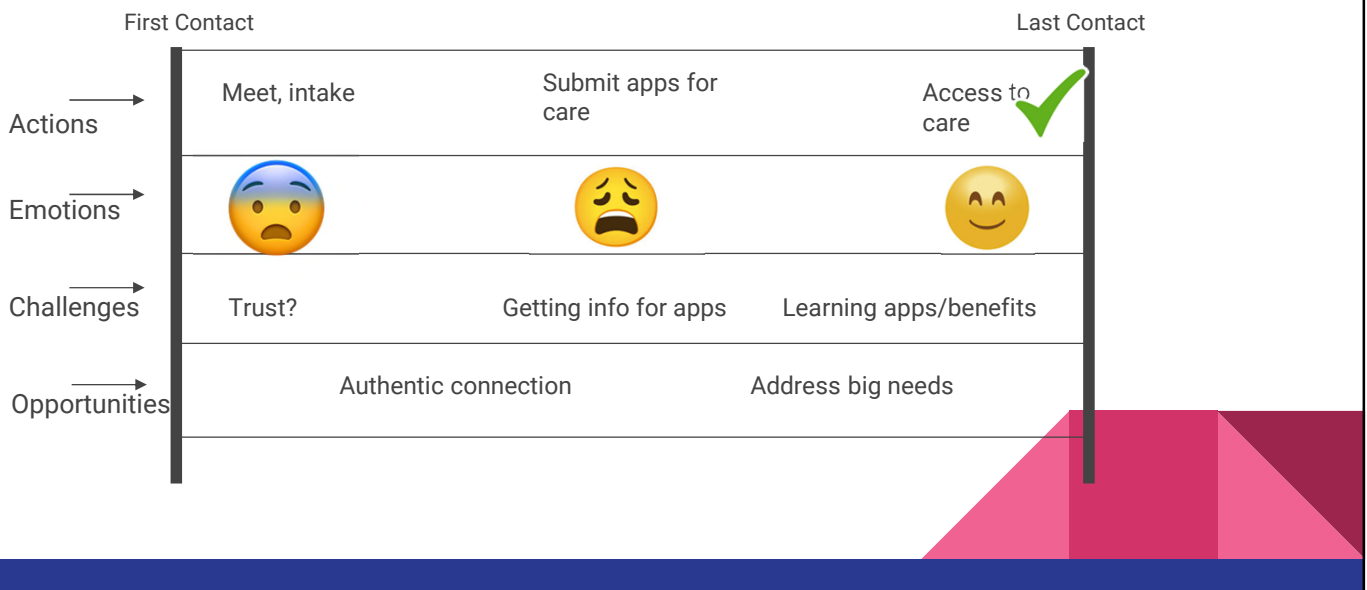
12

## Journey Map - template



13

## Journey Map - example



14

## Case Study 1

Jose and Carmen care for Jose's mother, Juana. Juana at age 70 is starting to develop some serious health problems. She has some difficulty walking, has high cost medications, and needs help with her activities of daily living. She is also feeling isolated and lonely.

*What would you, as a CHW/P, suggest for Jose and Carmen?*

*What are some barriers you may encounter?*



15

## Case Study 2

An increase in diabetes in a certain population caused the local health department to take action and implement group session for people with a new diagnosis of diabetes.

*Where would you, as a CHW/P, suggest this program is offered?*

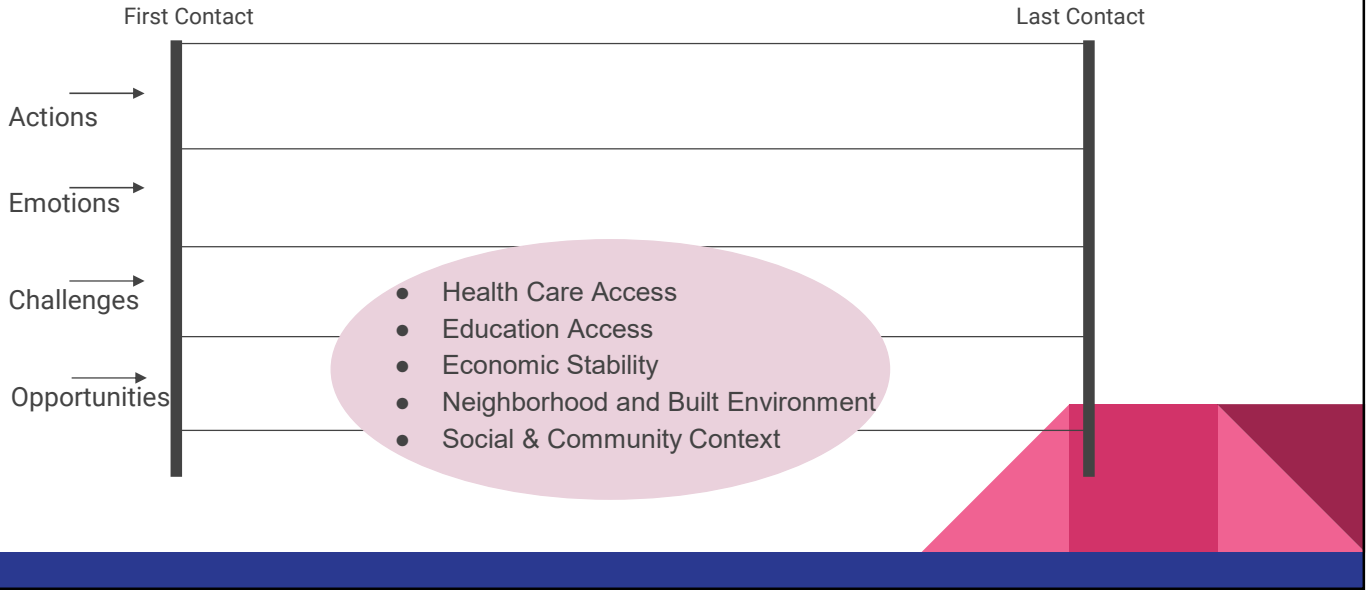
*What are some difficulties you may encounter?*



16

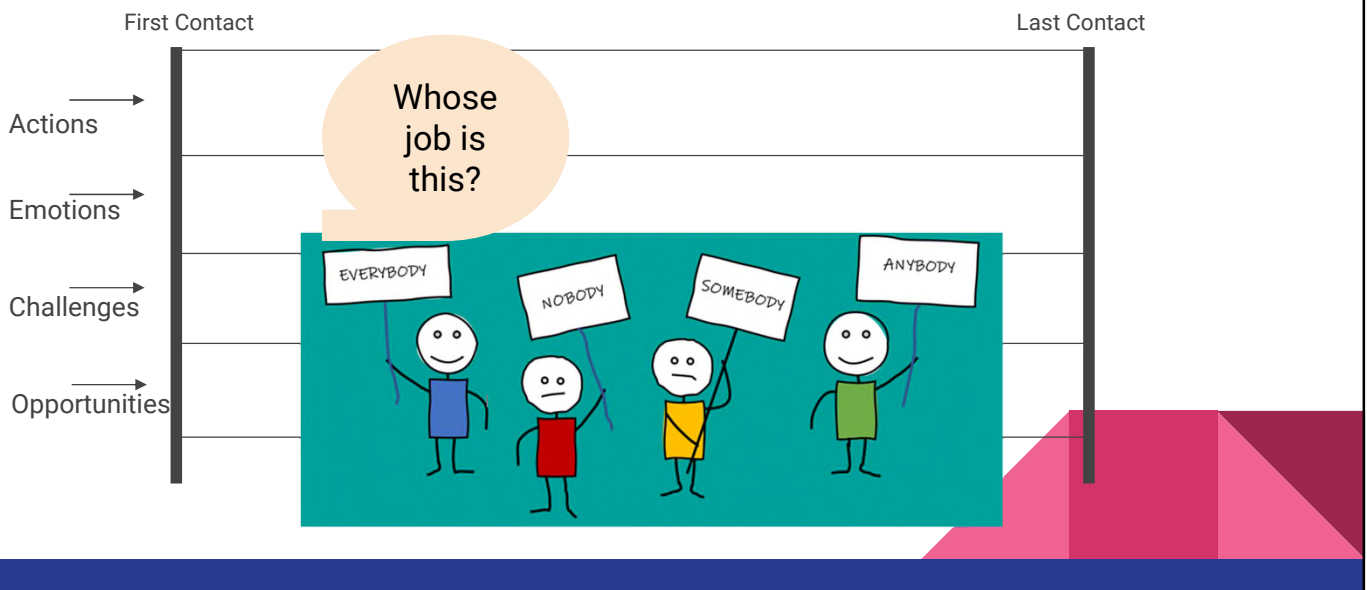


# Journey Map



17

# Journey Map



18

## Success Stories

### How Community Health Workers Help Community Members Maria & Belen's Story

Lexington, NE CHW

19

## Implementing Strategies

### **Recruitment and Training:**

Who to look for?

How to train them?

### **Collaborative Models:**

Successful partnerships between CHWs and organizations

20

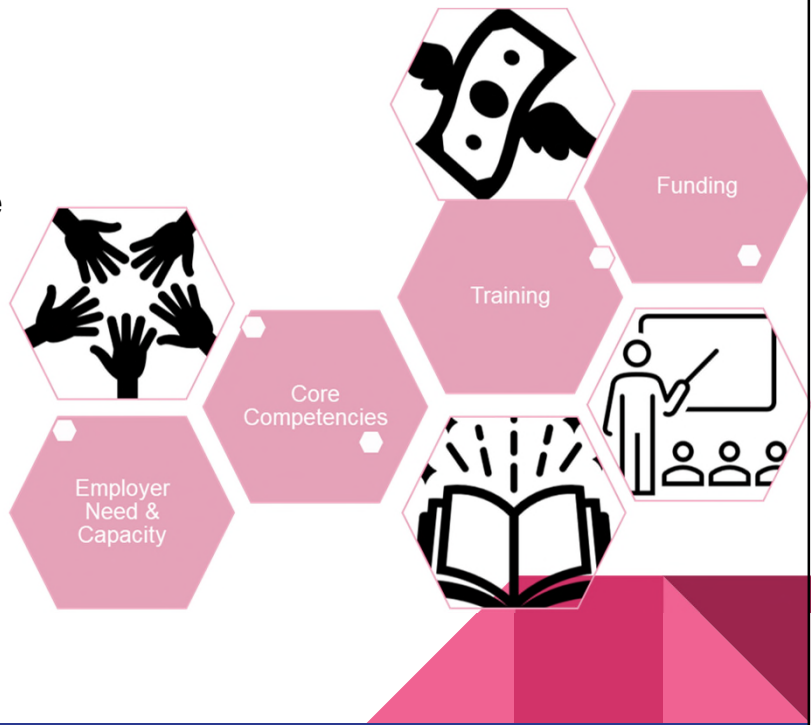
## Sustainability

Align activities across the state

Share metrics of CHW impact

Explore potential legislation for CHW certification & reimbursement

Plan for financial sustainability of training programs



21

Questions?

22

## Contact Information

Meka Tate [mekatategreat@gmail.com](mailto:mekatategreat@gmail.com)

Korina Rodriguez [rkm2410@gmail.com](mailto:rkm2410@gmail.com)

Jessica Seberger [jessica.seberger@nebraska.gov](mailto:jessica.seberger@nebraska.gov)

<https://dhhs.ne.gov/Pages/MCASH-CHW.aspx>

**JOURNEY MAP**

**Example for Eliminating Health Disparities Conference, York, NE – 10/16/2024**

“Empowering Underserved Populations: Role of CHWs in Addressing SDOH”

**Scenario:**

**Goals:**

**First Contact-----Last Contact**

ACTIONS
EMOTIONS
CHALLENGES
OPPORTUNITIES

**JOURNEY MAP**

**Example for Eliminating Health Disparities Conference, York, NE – 10/16/2024**

“Empowering Underserved Populations: Role of CHWs in Addressing SDOH”

**Scenario:**

**Goals:**

**First Contact-----** **-----Last Contact**

ACTIONS
EMOTIONS
CHALLENGES
OPPORTUNITIES