

Nebraska Title V 2015 Needs Assessment

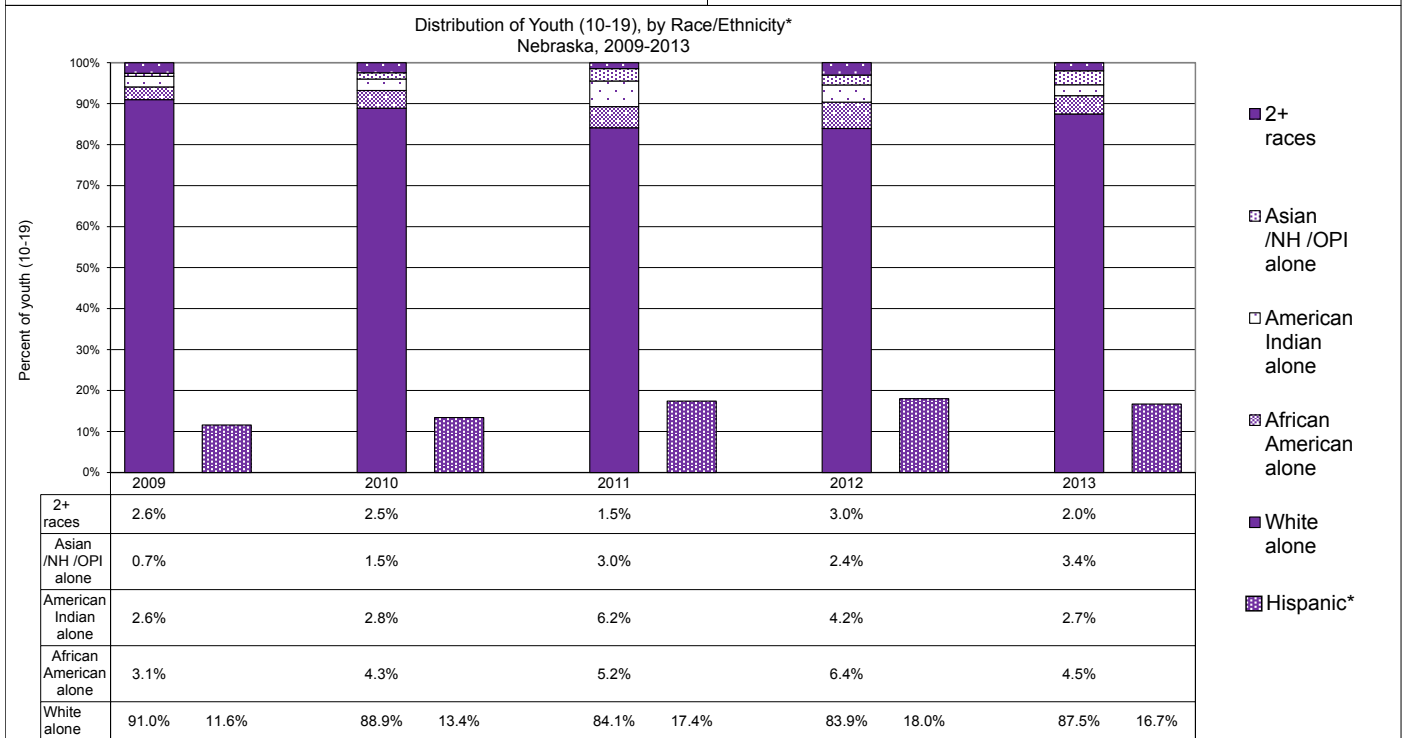
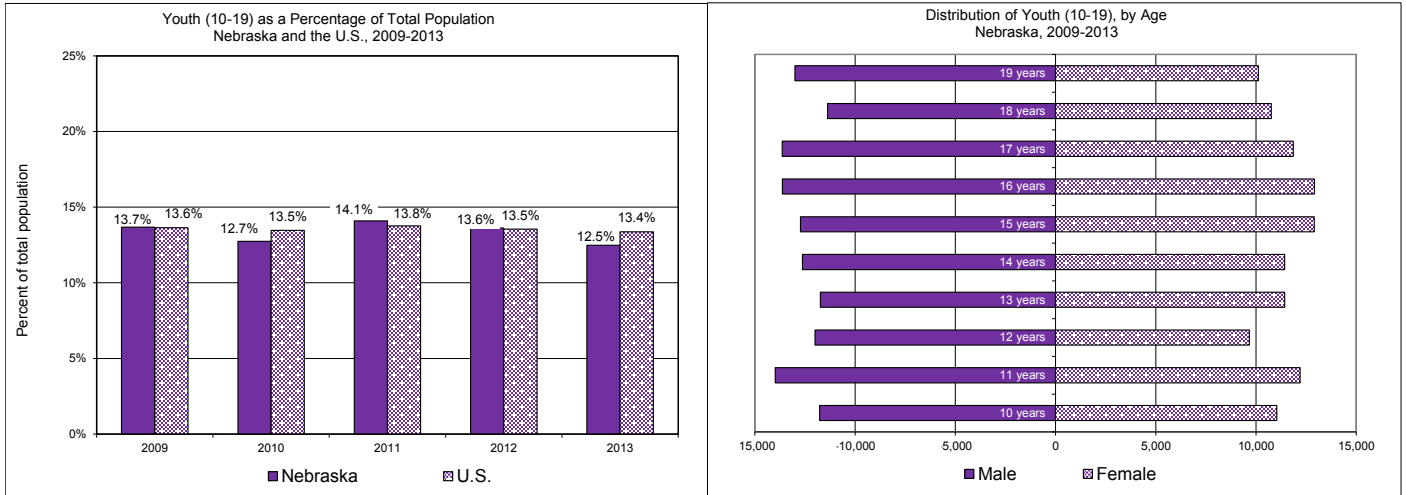
Demographics: The distribution of youth (10-19) by age, race/ethnicity and sex

YDM1
YDM2
YDM3

Data Source: Census/CPS

	%10-19		Nebraska % is...	%Hispanic		Nebraska % is...
	Number	%		Number	%	
Nebraska (2013)	231,041	12.5%		38,613	16.7%	
Time trends?	No Linear Change			No Linear Change		
Racial /ethnic differences?	-			-		
United States (2013)	41,610,369	13.4%	Lower	9,305,648	22.4%	Lower

Graphical Display of Data:



*Note: Hispanics can be of any race.

Nebraska Title V 2015 Needs Assessment

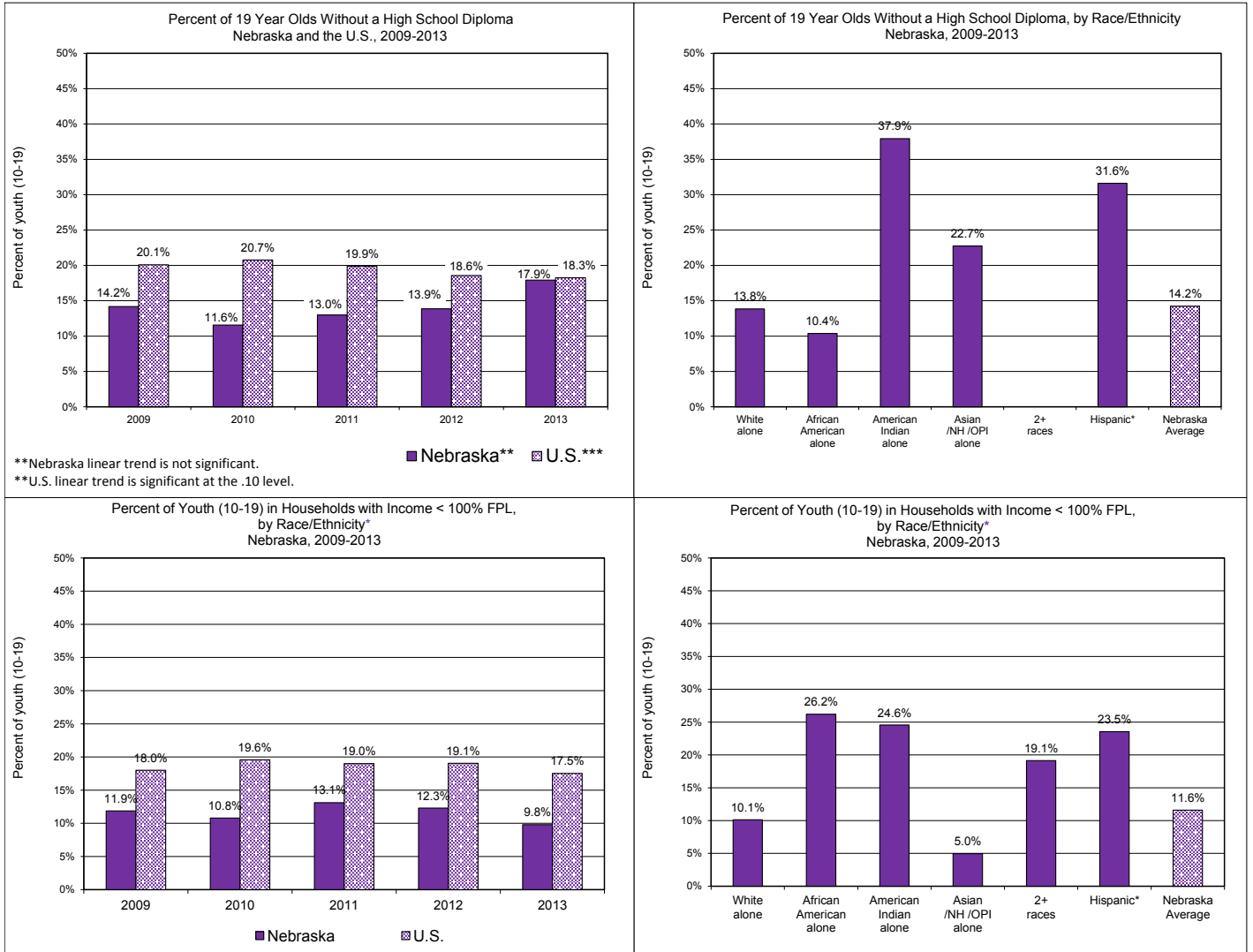
Demographics: The number and percentage of 19-year olds without a high school diploma
 The number and percentage of youth (10-19) in households with incomes <100% of FPL

YDM4
 YDM5
 YDM6
 YDM7

Data Source: Census/CPS

	No High School Diploma		Nebraska % is...	FPL <100%		Nebraska % is...
	Number	%		Number	%	
Nebraska (2013)	4,536	17.9%	N.S.D.	22,156	9.8%	Lower
Time trends?	No Linear Change			No Linear Change		
Racial /ethnic differences?	-			-		
United States (2013)	709,597	18.3%		7,234,223	17.5%	

Graphical Display of Data:



*Note: Hispanics can be of any race.