



Dept. of Health & Human Services
(DHHS)
June, 2015

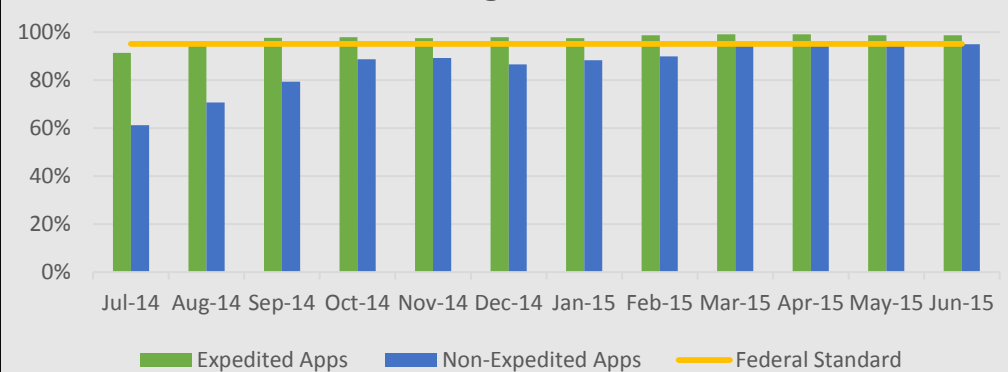
Performance Metrics
ACCESS NEBRASKA Program



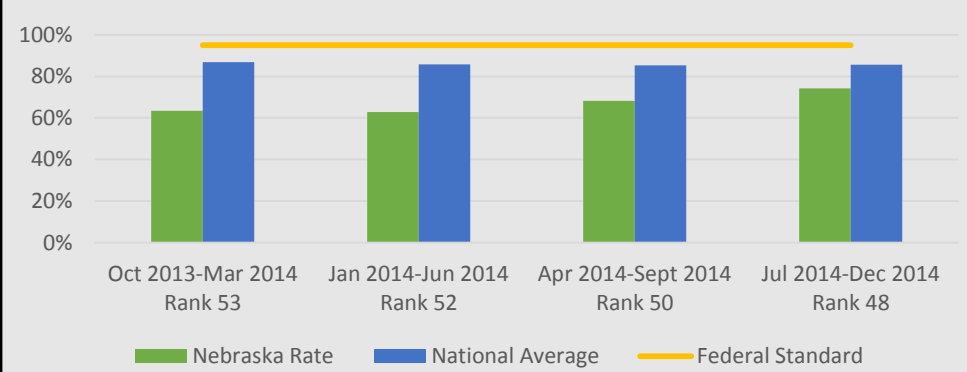
SNAP (Food Stamps) – Key Performance Metrics



State Reported SNAP (Food Stamps) Application Processing Timeliness



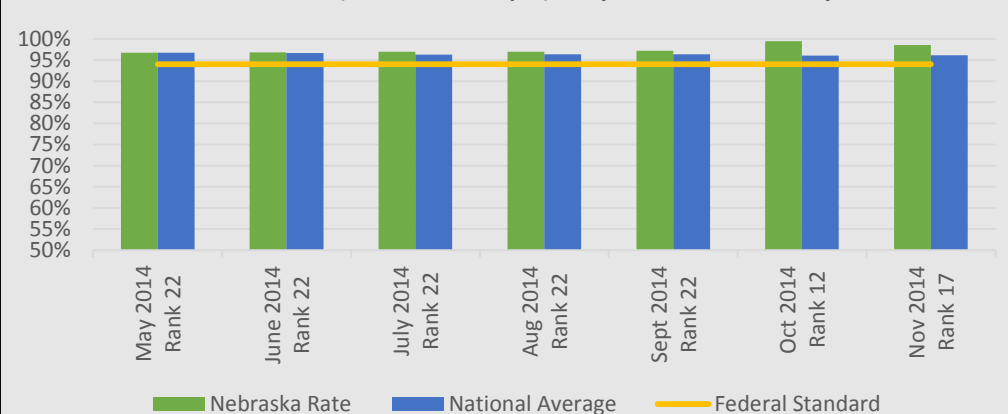
USDA Reported SNAP (Food Stamps) Application Processing Timeliness



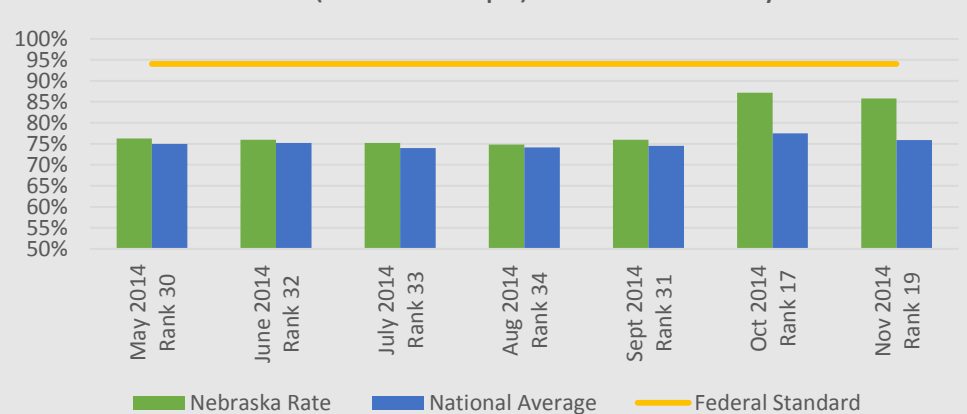
This is a DHHS generated report. Data is based on the percentage of SNAP initial applications received which were processed within SNAP federal timelines. In order to meet expedited timeliness, an application must be processed within 7 days. The timeline for non-expedited applications is 30 days.

Data is based on information provided to states from the USDA. Data is reported quarterly using a six month rolling average of SNAP Quality Control data reported by all states/territories. Quality control in Nebraska is conducted by staff within the division of Public Health. *The Oct 2014 – Mar 2015 Federal data is not available at this time.

USDA SNAP (Food Stamps) Payment Accuracy Rate



USDA SNAP (Food Stamps) Denial Accuracy Rate



Data is based on information provided to states from the USDA. Data is reported monthly using SNAP Quality Control data reported by all states/territories. Payment accuracy rate measures the amount of correct SNAP benefits provided to households. Quality control in Nebraska is conducted by staff within the Division of Public Health. *The Dec 2014 Federal data is not available at this time.

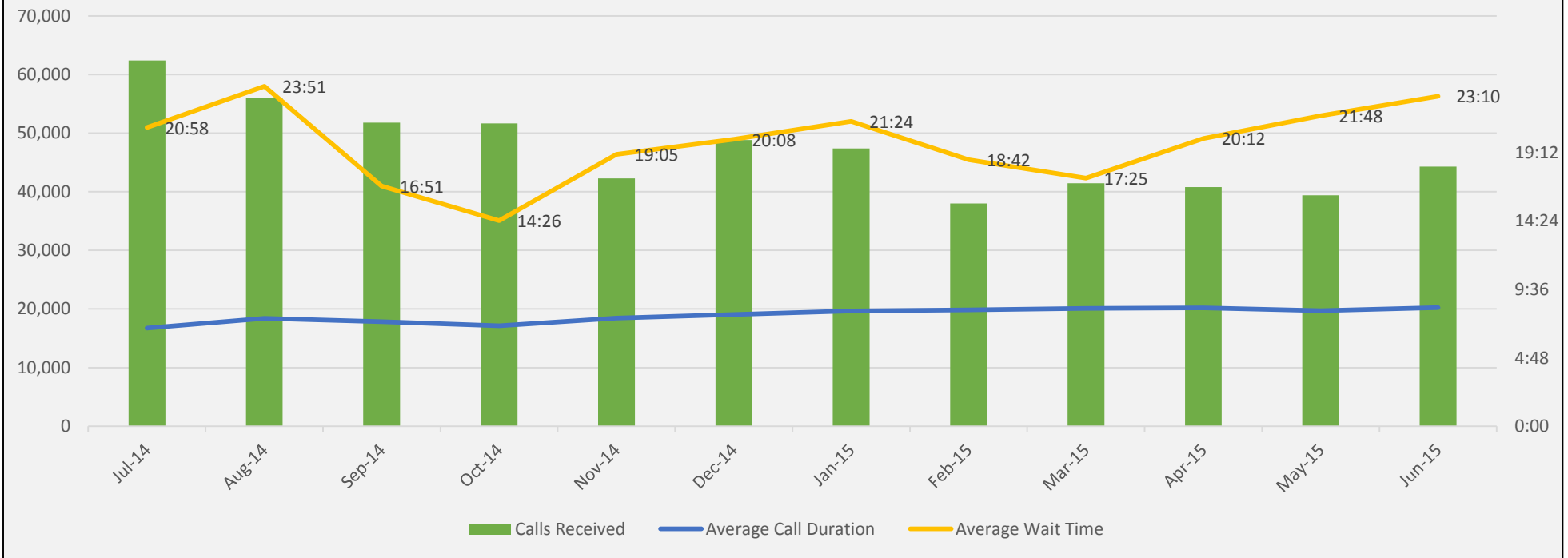
Data is based on information provided to states from the USDA. Data is reported monthly using SNAP Quality Control data reported by all states/territories. Denial accuracy rate measures whether a household's SNAP benefits are correctly closed or denied, whether the household was informed of their ineligibility in a timely manner and whether the notice of action provided to households is accurate. Quality control in Nebraska is conducted by staff within the Division of Public Health. *The Dec 2014 Federal data is not available at this time.



Economic Assistance – Service Center Metrics



Economic Assistance (Food Stamps, Aid to Dependent Children, Childcare) Service Center



Nebraskans Enrolled in SNAP (Food Stamps) Program – 9% of Population

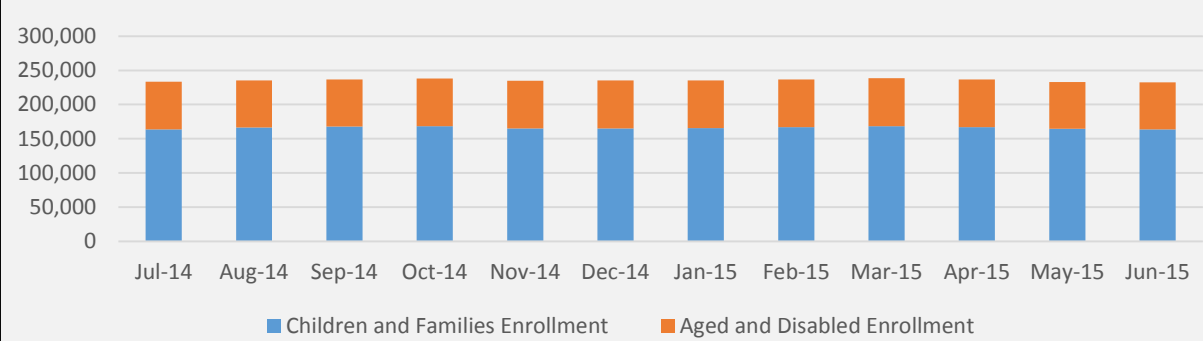
Economic Assistance Enrollment	Jul-14	Aug-14	Sep-14	Oct-14	Nov-14	Dec-14	Jan-15	Feb-15	Mar-15	Apr-15	May-15	Jun-15
SNAP (food stamp) Households	74,558	75,270	76,756	77,051	76,902	77,151	77,774	77,644	77,808	77,449	77,616	77,887
SNAP (food stamp) Individuals	167,550	169,845	173,398	173,589	173,225	173,296	174,483	173,508	173,617	172,752	172,934	173,608
Aid to Dependent (ADC) families	5,968	6,224	6,489	6,418	6,196	6,200	6,140	6,052	5,917	5,775	5,654	5,723
Children in Child Care Subsidy	18,263	17,737	18,501	17,865	18,124	18,096	17,535	17,637	17,977	18,313	17,976	18,776



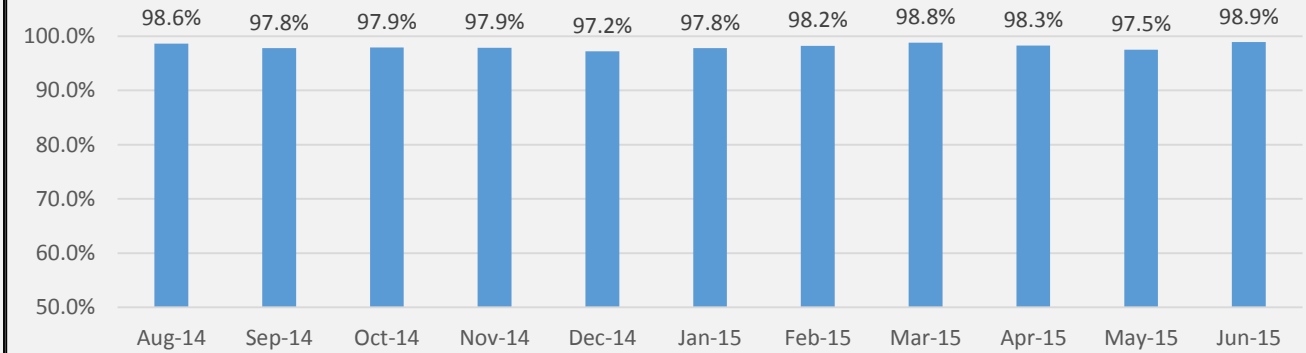
Medicaid – Key Performance Metrics



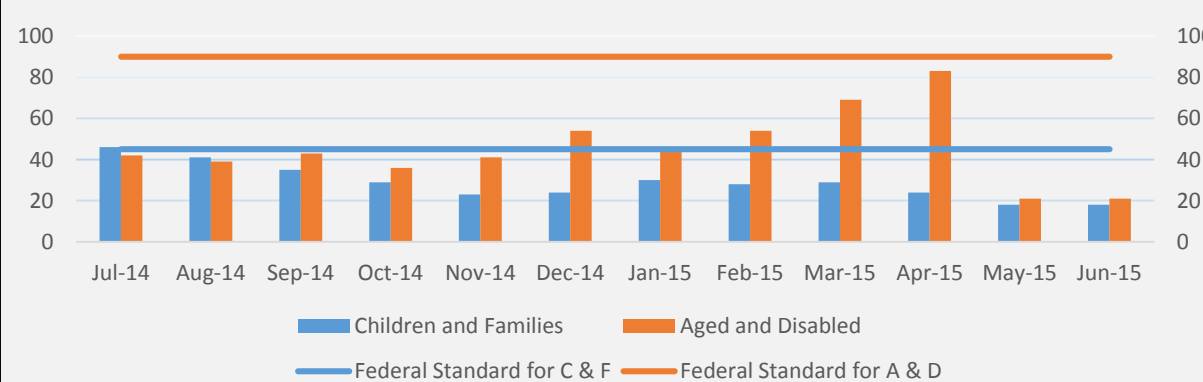
Nebraska - Medicaid Enrollment



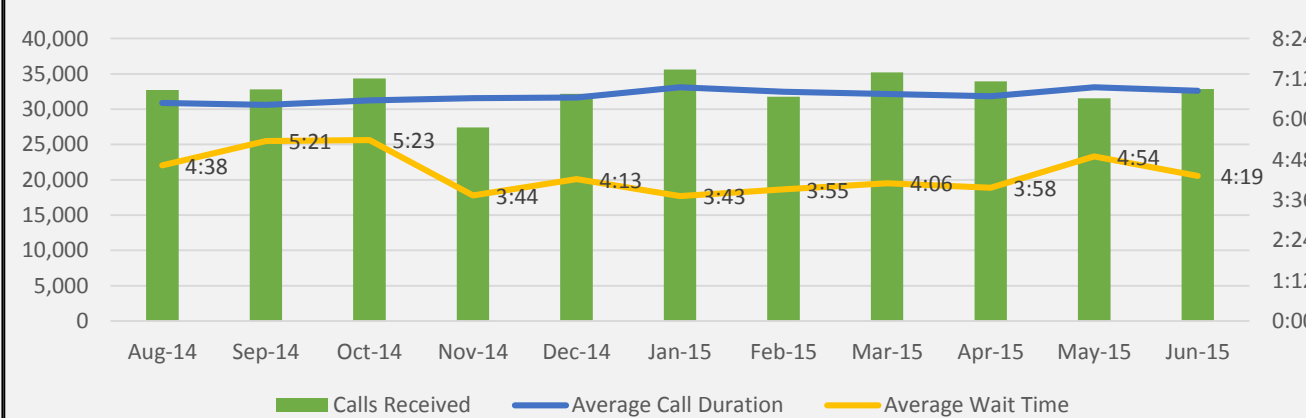
Medicaid Eligibility Accuracy



Application Timeliness to Federal Standards (Days): Below the line is exceeding the standard.



Medicaid Service Center



Nebraskans Enrolled in Medicaid – 13% of Population

Medicaid Enrollment	Jul-14	Aug-14	Sep-14	Oct-14	Nov-14	Dec-14	Jan-15	Feb-15	Mar-15	Apr-15	May-15	Jun-15
Total Enrollment	233,555	235,482	236,485	237,921	234,857	235,185	235,523	236,754	238,380	236,853	233,112	232,359
Children and Families Enrollment	163,787	166,507	167,754	168,446	165,288	165,126	165,605	166,890	168,359	167,084	164,494	163,858
Aged and Disabled Enrollment	69,768	68,975	68,731	69,475	69,569	70,059	69,918	69,864	70,021	69,769	68,618	68,501