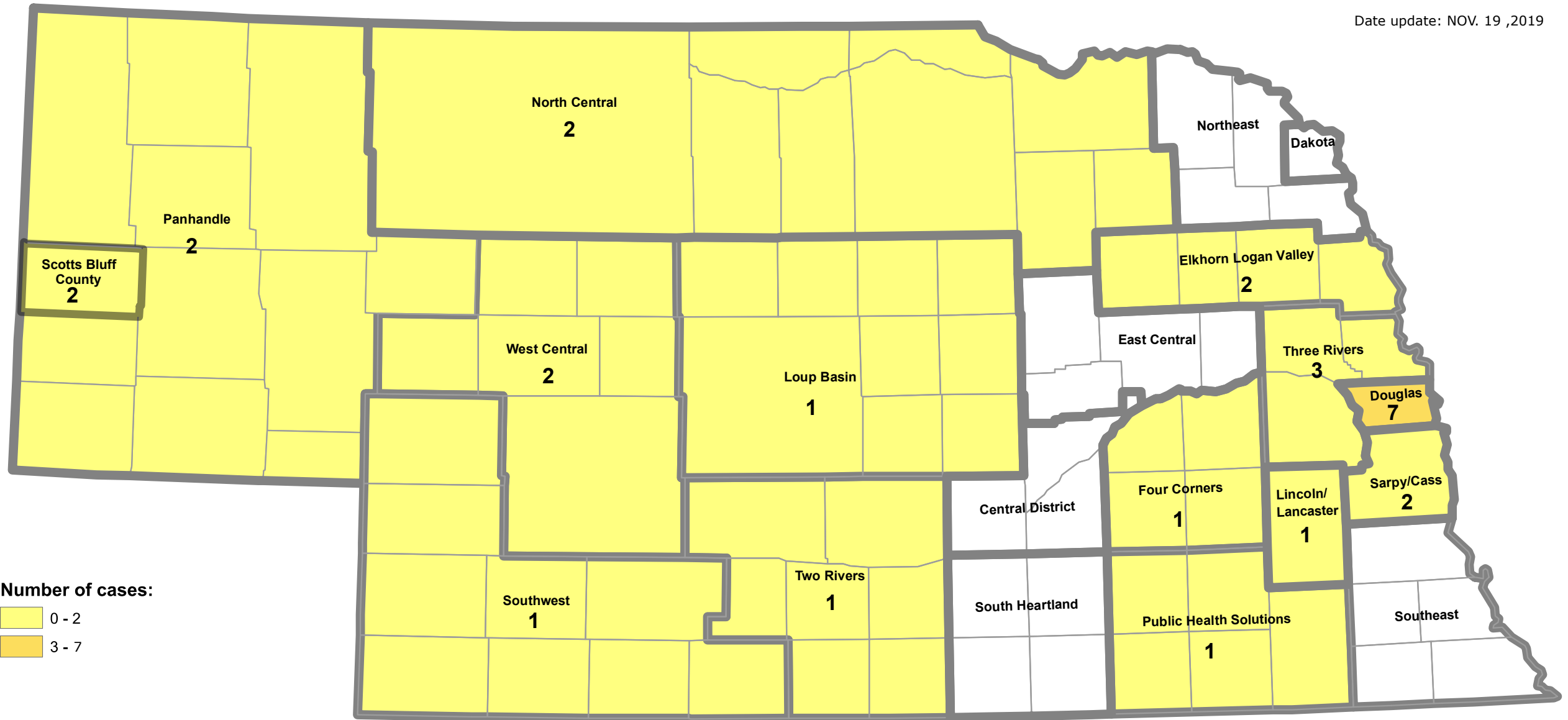


2019 West Nile Virus Data, Nebraska

2019 West Nile Virus Data, Nebraska			
Human Statistics			
Clinical Positive Individuals			28
Positive Blood Donors			4
Cumulative Clinical and Blood Donor Cases			32
Hospitalized			7
Deaths			1
Age Range			
0-13			1
14-25			3
26-50			14
51-64			9
65+			1
Gender			
Female			18
Male			10
Diagnosis			
WNV Neuroinvasive			17
WNV Non-neuroinvasive			1
Animal Statistics			
	Number Reported	Number Tested	Number Positives
Dead Birds	62	5	1
Mosquito Pools		2682	29 WNV, 3 SLE
Equines	0	NA	0

2019 Human Clinical Positives for West Nile Virus in Nebraska

Date update: NOV. 19 ,2019



Number of cases:

0 - 2

3 - 7

North Central ← Local public health department

1 ← Number of cases

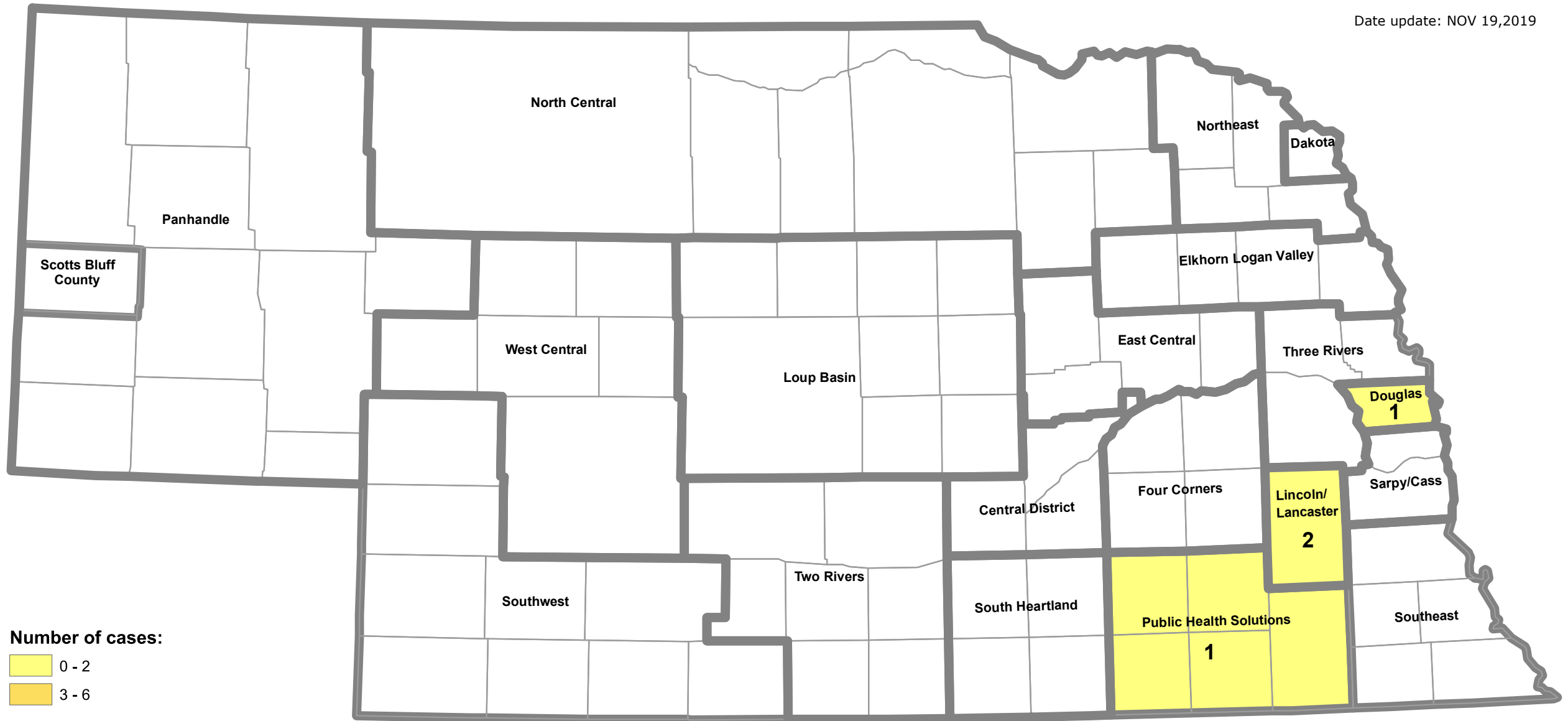
NEBRASKA

Good Life. Great Mission.

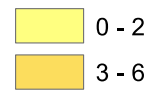
DEPT. OF HEALTH AND HUMAN SERVICES

2019 Human Blood Donor Positives for West Nile Virus in Nebraska

Date update: NOV 19, 2019



Number of cases:

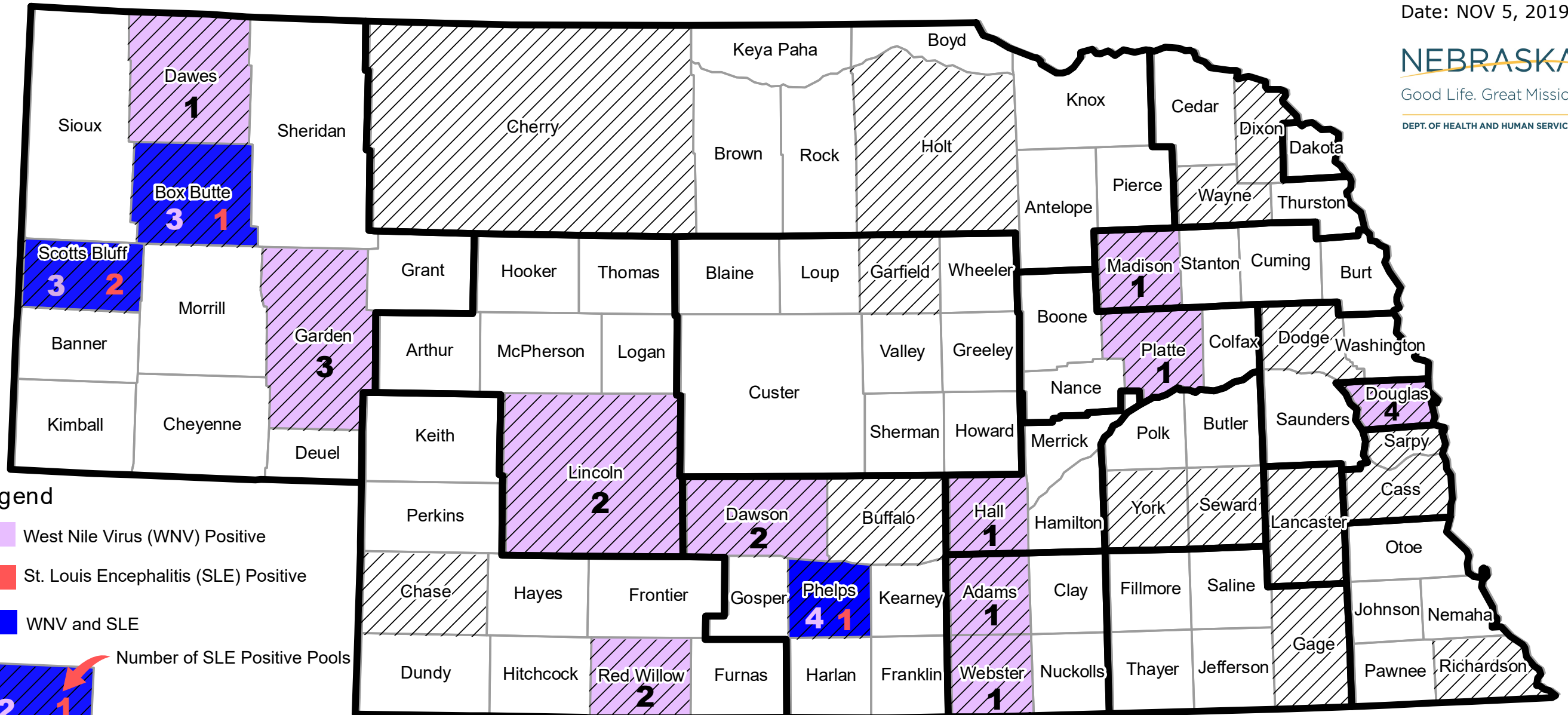


Public Health Solutions ← Local public health department
1 ← Number of cases

Nebraska CDC Light Trap Network Mosquito Surveillance, 2019 (Final)

Date: NOV 5, 2019

NEBRASKA
Good Life. Great Mission.
DEPT. OF HEALTH AND HUMAN SERVICES



Legend

- West Nile Virus (WNV) Positive
- St. Louis Encephalitis (SLE) Positive
- WNV and SLE
- 2 1 Number of SLE Positive Pools
- 2 1 Number of WNV Positive Pools
- Tested County
- Surveillance Regions

Total Pools Tested: 2682
Total Counties Tested: 29

Number of WNV Positive Pools: 29
Number of WNV Positive Counties: 14

Number of SLE Positive Pools: 4
Number of SLE positive Counties: 3