

Summary of Firearm Suicide Deaths in Nebraska

283 Total Deaths (7.2 per 100,000 Population)

Demographic Information

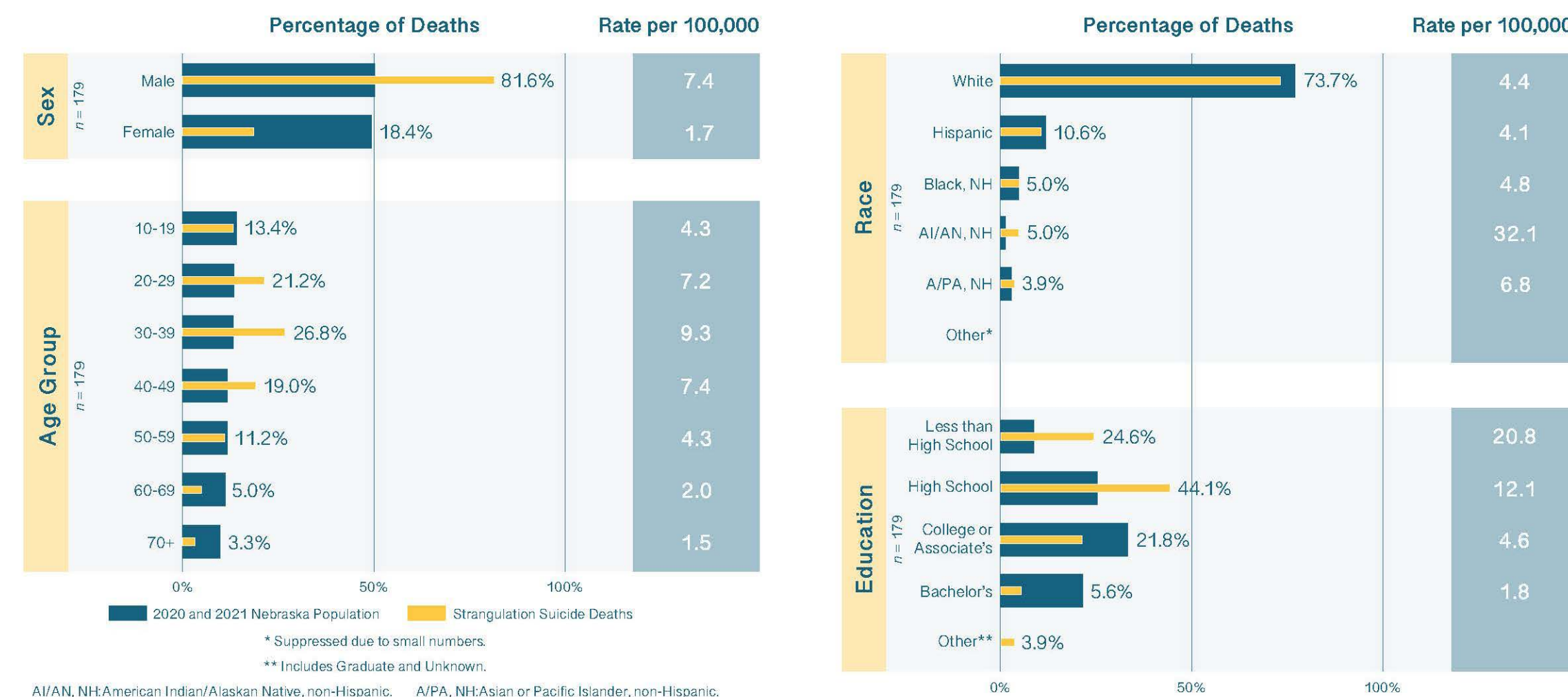


In 2020 and 2021, white males with a high school education and between the age of 30-39 years old most frequently died from suicide associated with firearm. American Indian/Alaska Native Non-Hispanic males were disproportionately impacted by firearm suicide in Nebraska.

Summary of Strangulation Suicide Deaths in Nebraska

179 Total Deaths (4.6 per 100,000 Population)

Demographic Information

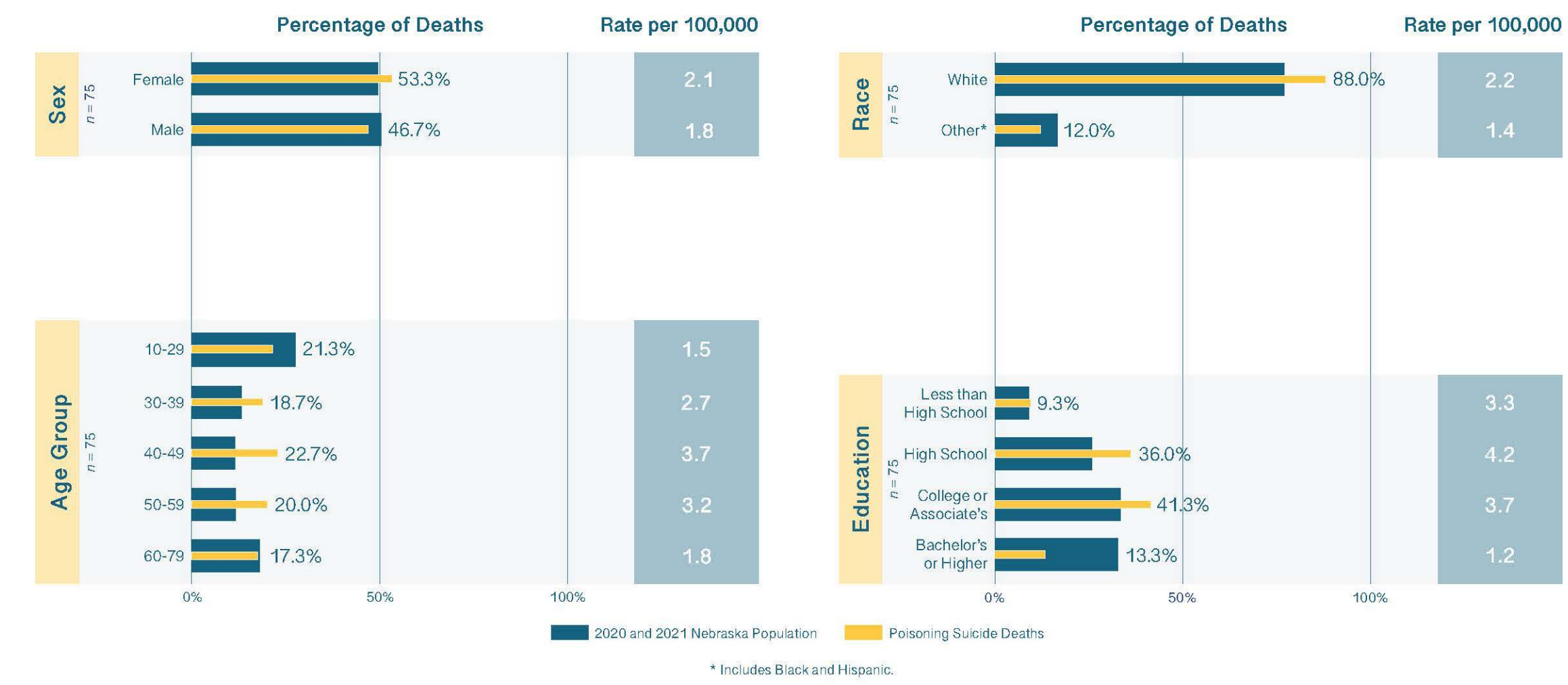


In 2020 and 2021, white males with a high school education and between the age of 20-39 years old most frequently died from suicide associated with strangulation. American Indian/Alaska Native Non-Hispanic males were disproportionately impacted by strangulation suicide in Nebraska.

Summary of Poisoning Suicide Deaths in Nebraska

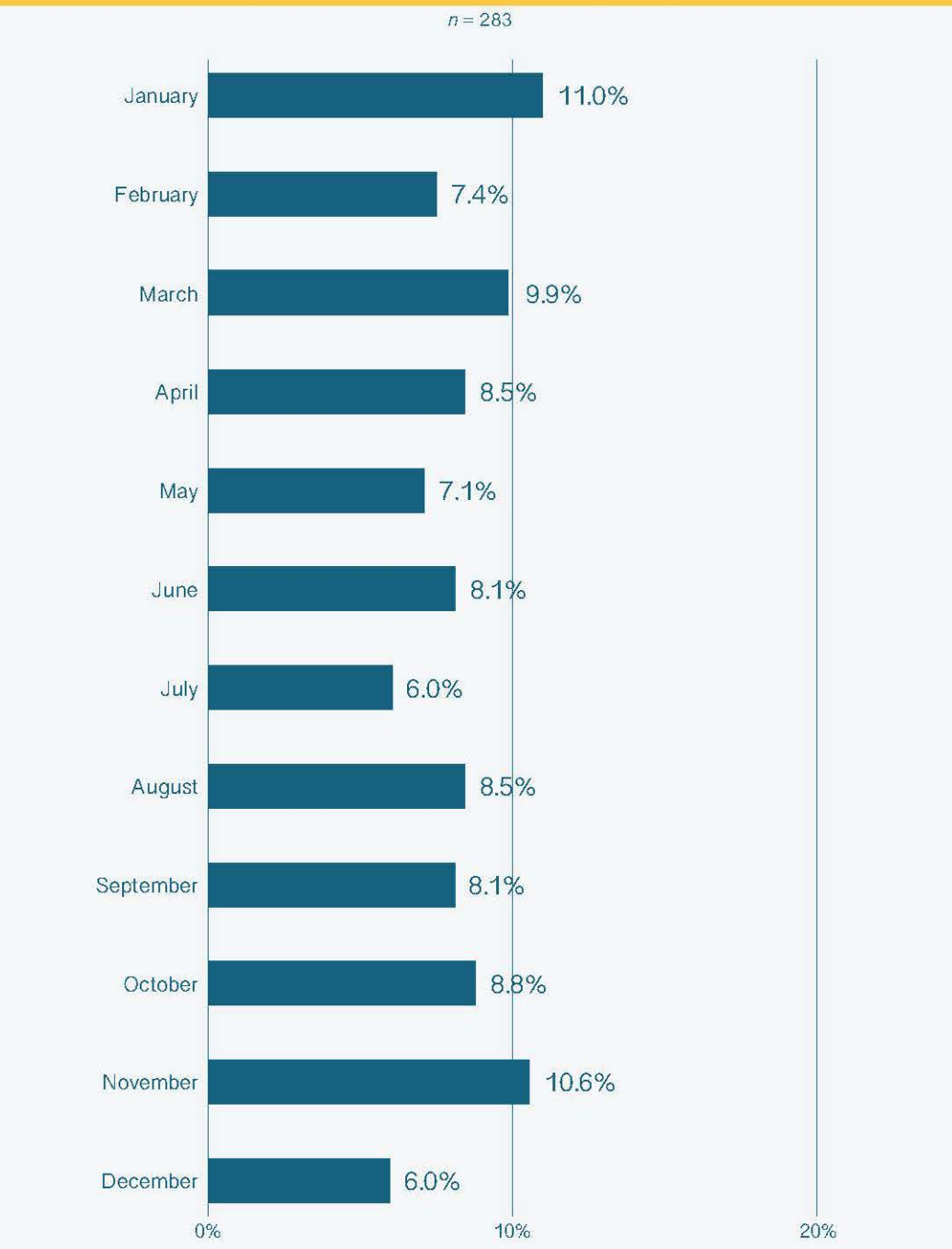
75 Total Deaths (1.9 per 100,000 Population)

Demographic Information



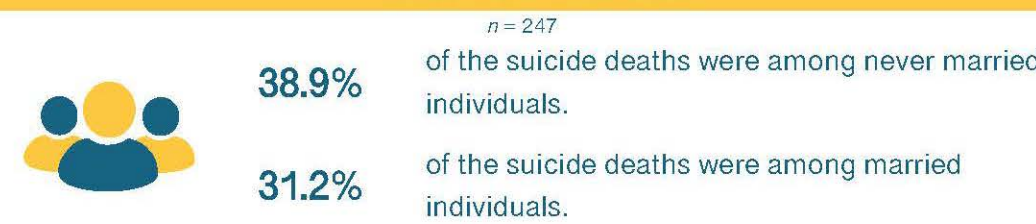
In 2020 and 2021, white females with college credits or an Associate's degree and between the age of 40-49 years old most frequently died from suicide associated with poisoning (including drug overdose). Black Non-Hispanic females were disproportionately impacted by poisoning suicide in Nebraska.

Suicide Deaths by Month



In 2020 and 2021, approximately 28.3% of firearm suicides in Nebraska took place in the first quarter. The month of November recorded the highest number of suicides, accounting for 10.6% of the total. The majority of individuals who lost their lives to firearm suicide during the first quarter were white males, with an average age of 48 and possessing some college degree or higher.

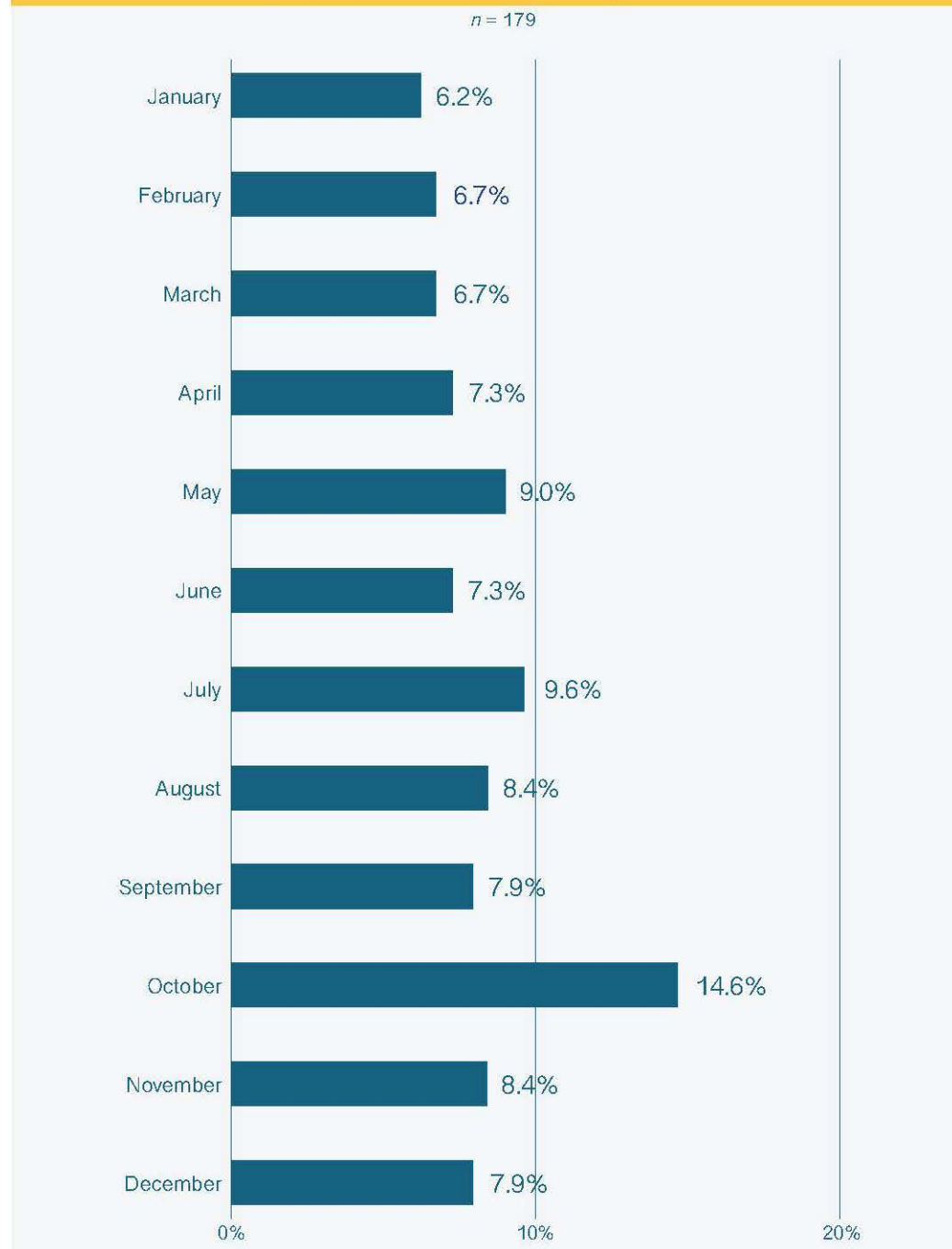
Marital Status



Other Decedent Characteristics

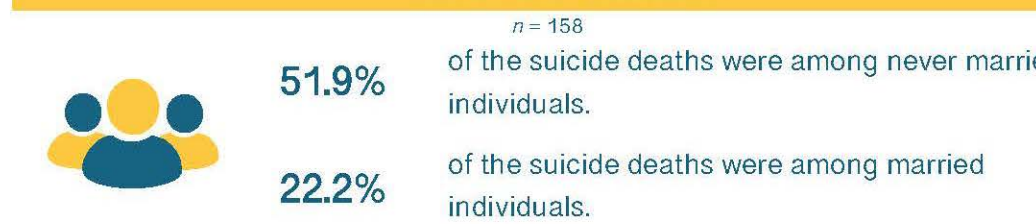
- 74.2% of total suicide deaths took place in a residence.
- 6.9% of total suicide victims experienced homelessness or housing instability.
- 33.2% of total suicide victims had previous mental health problems.
- 24.7% of total suicide victims were diagnosed with depression.
- 5.3% of total suicide victims were diagnosed with bipolar disorder or bipolar disorder.
- 17.0% of total suicide victims had history of mental health treatment.
- 12.1% of total suicide victims had current mental health treatment.
- 58.3% of total suicide victims were perceived by others to be depressed at the time of death.
- 22.3% of total suicide victims had a history of suicidal ideation.
- 8.5% of total suicide victims had a history of suicide attempt.
- 23.9% of total suicide victims had recently disclosed their suicidal intent.
- 12.1% of total suicide victims had disclosed their suicidal intent to their intimate partner.
- 30.8% of total suicide victims left suicide notes.
- 23.9% of total suicide victims had a history of alcohol abuse.
- 12.1% of total suicide victims had a history of substance abuse other than alcohol.
- 28.3% of total suicide victims had a history of physical health problems.
- 8.9% of total suicide victims had criminal or legal problems.
- 30.4% of total suicide victims had intimate partner problems.
- 8.5% of total suicide victims had family or other relationship problems.
- 18.6% of total suicide victims had known recent argument.

Suicide Deaths by Month



In 2020 and 2021, approximately 30.9% of strangulation suicides in Nebraska took place in the fourth quarter. The month of October recorded the highest number of suicides, accounting for 14.6% of the total. The majority of individuals who lost their lives to strangulation suicide during the fourth quarter were white males, with an average age of 37 and possessing a high school degree.

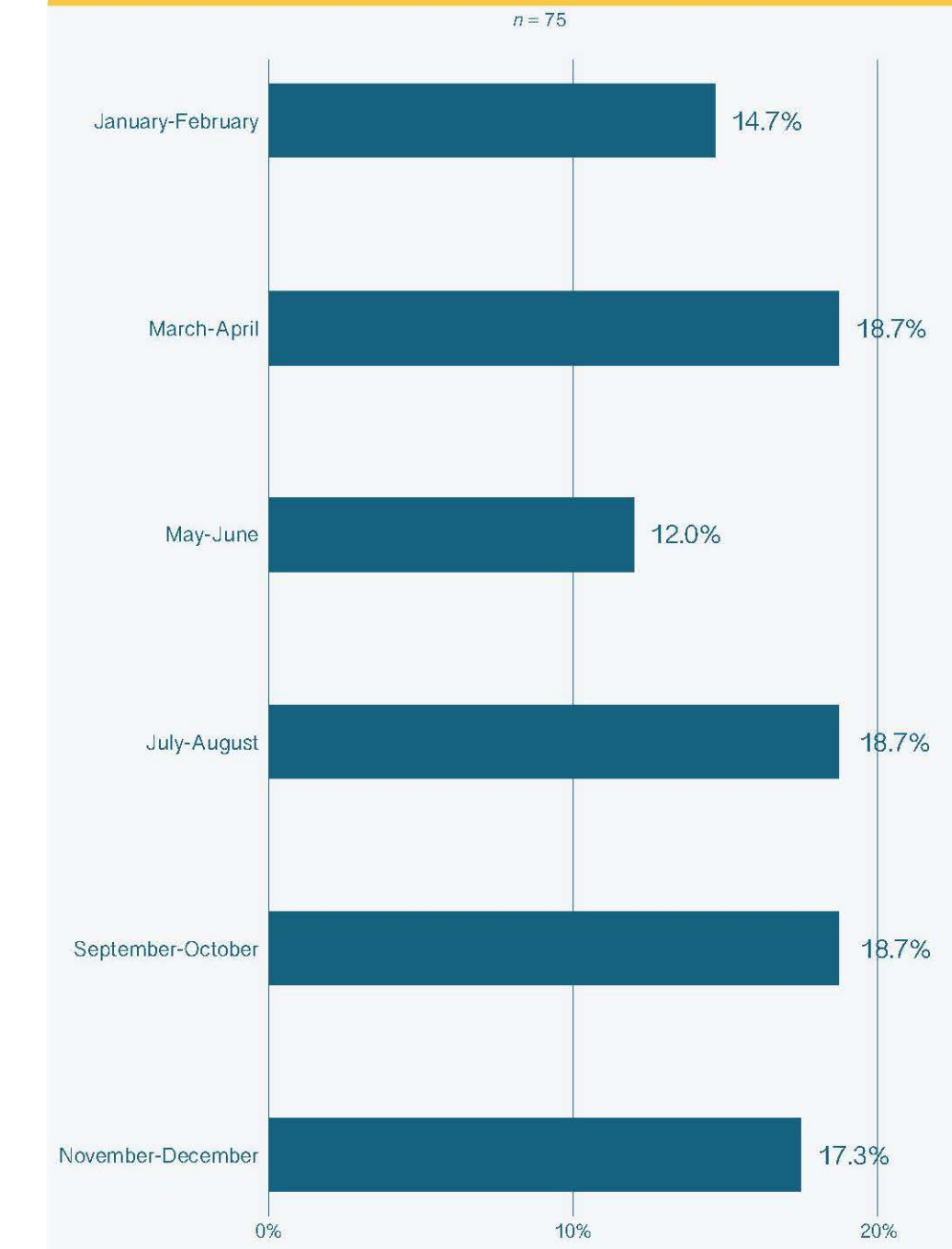
Marital Status



Other Decedent Characteristics

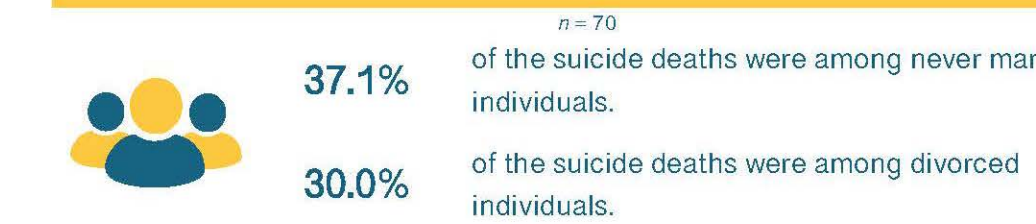
- 76.0% of total suicide deaths took place in a residence.
- 20.9% of total suicide victims experienced homelessness or housing instability.
- 47.5% of total suicide victims had previous mental health problems.
- 36.1% of total suicide victims were diagnosed with depression.
- 9.5% of total suicide victims were diagnosed with bipolar disorder or anxiety disorder.
- 32.9% of total suicide victims had history of mental health treatment.
- 18.4% of total suicide victims had current mental health treatment.
- 59.5% of total suicide victims were perceived by others to be depressed at the time of death.
- 43.0% of total suicide victims had a history of suicidal ideation.
- 18.4% of total suicide victims had a history of suicide attempt.
- 31.0% of total suicide victims had recently disclosed their suicidal intent.
- 16.5% of total suicide victims had disclosed their suicidal intent to their intimate partner.
- 28.5% of total suicide victims left suicide notes.
- 20.9% of total suicide victims had a history of alcohol abuse.
- 27.2% of total suicide victims had a history of substance abuse other than alcohol.
- 10.1% of total suicide victims had a history of physical health problems.
- 16.5% of total suicide victims had criminal or legal problems.
- 28.5% of total suicide victims had intimate partner problems.
- 7.6% of total suicide victims had family or other relationship problems.
- 18.4% of total suicide victims had known recent argument.

Suicide Deaths by Month



In 2020 and 2021, approximately 28% of poisoning suicides in Nebraska took place in the third quarter. The month of November recorded the highest number of suicides, accounting for 12.0% of the total. The majority of individuals who lost their lives to poisoning (including drug overdose) suicide during the third quarter were white females, with an average age of 47 and possessing a high school degree.

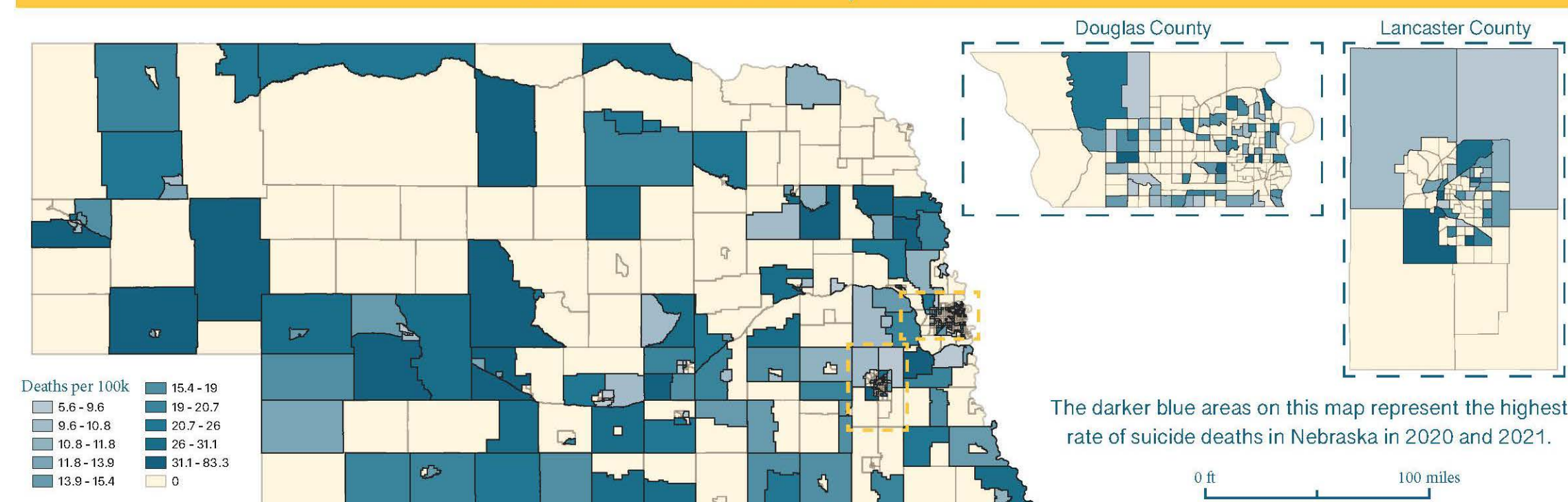
Marital Status



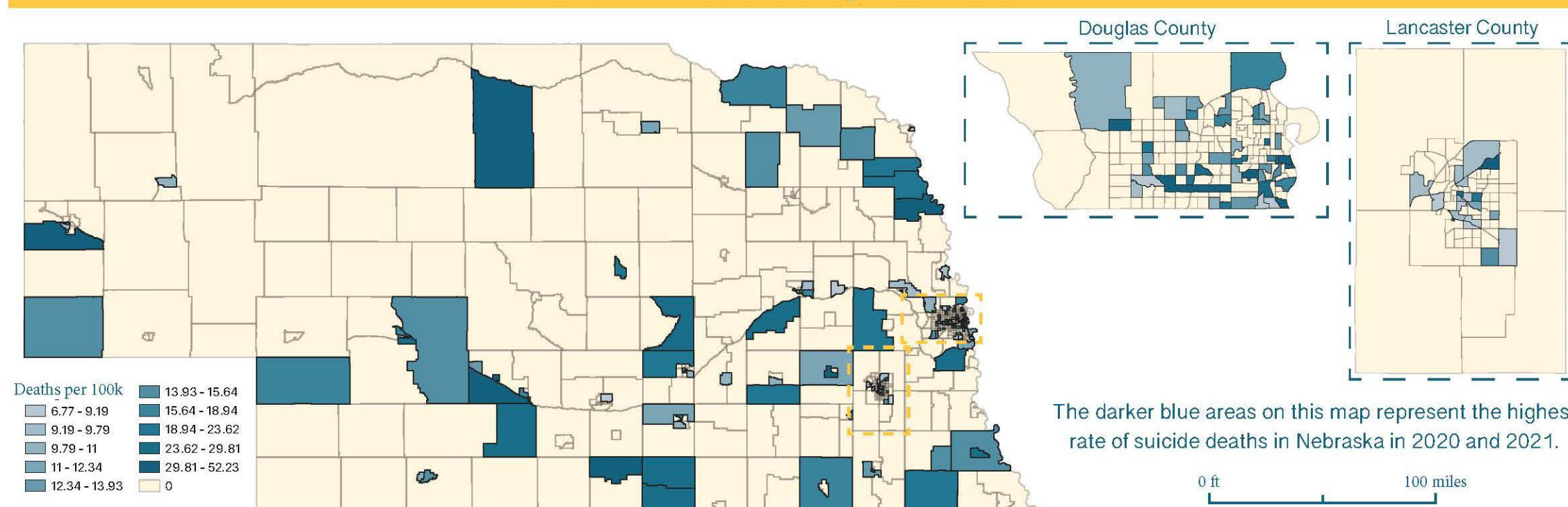
Other Decedent Characteristics

- 82.7% of total suicide deaths took place in a residence.
- 62.9% of total suicide victims had previous mental health problems.
- 45.7% of total suicide victims were diagnosed with depression.
- 14.3% of total suicide victims were diagnosed with bipolar disorder or bipolar disorder.
- 45.7% of total suicide victims had history of mental health treatment.
- 28.6% of total suicide victims had current mental health treatment.
- 67.1% of total suicide victims were perceived by others to be depressed at the time of death.
- 40.0% of total suicide victims had a history of suicidal ideation.
- 28.6% of total suicide victims had a history of suicide attempt.
- 22.9% of total suicide victims had recently disclosed their suicidal intent.
- 38.9% of total suicide victims had disclosed their suicidal intent to their family member.
- 51.4% of total suicide victims left suicide notes.
- 27.1% of total suicide victims had a history of alcohol abuse.
- 47.1% of total suicide victims had a history of substance abuse other than alcohol.
- 31.4% of total suicide victims had a history of physical health problems.
- 10.0% of total suicide victims had criminal or legal problems.
- 14.3% of total suicide victims had intimate partner problems.
- 15.7% of total suicide victims had family or other relationship problems.
- 12.9% of total suicide victims had known recent argument.

Suicide Death Rate by Census Tracts



Suicide Death Rate by Census Tracts



Suicide Death Rate by Census Tracts

