



Nebraska EVV for DD Independent Providers

Any information, support services or advice related to functionality of Therap Services' products is for general guidance only. Care providers are expected to know the procedures, practices and terminology required to provide care for the individuals they serve.

Using Therap should neither circumvent nor take precedence over required care, nor should it impede the human intervention of care providers in a manner that would have a negative impact on any individual's well being.

Seek professional advice on specific issues and their impact regarding any individual or entity. No liability can be accepted for any errors or omissions or for any person acting or refraining from acting on the information provided in these materials and/or presentations.

Any discussion of future functionality is intended for informational purposes only. It is not a commitment to deliver any material, code, or functionality, nor should it be relied upon in making purchasing decisions. The development, release, and timing of any features or functionality described is at the sole discretion of Therap.

1. Introductions
2. Checking in with Therap EVV
3. Editing EVV
4. Reporting
5. Offline options
6. Demonstration
7. Questions

Therap: An option for DD Providers

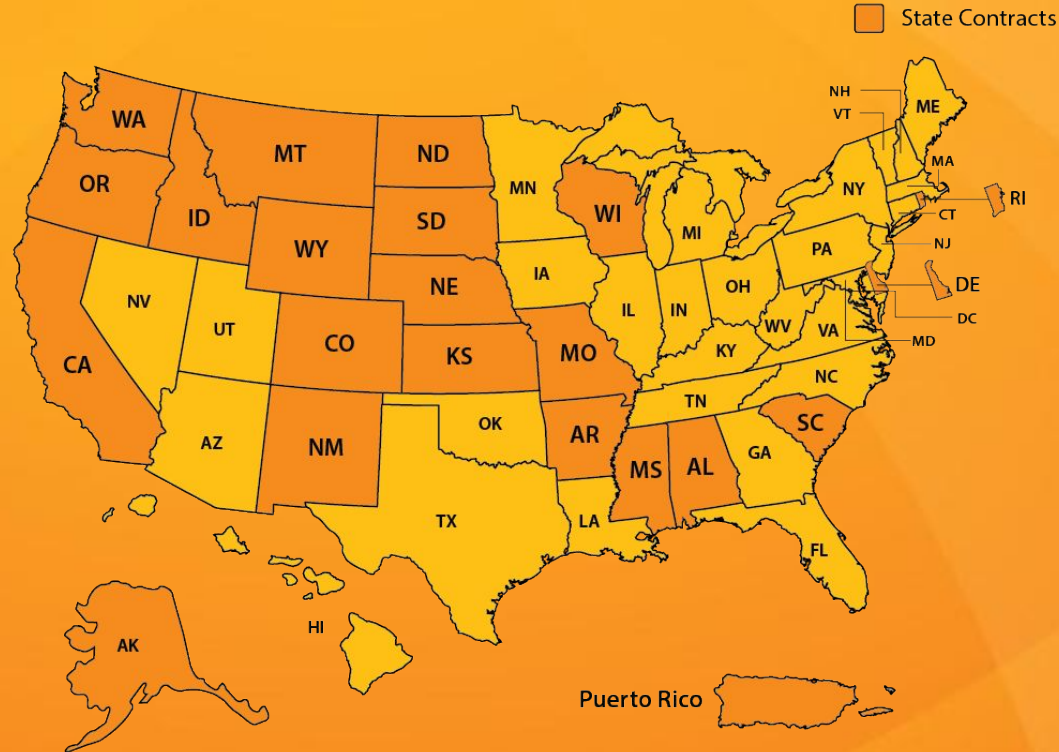
- Therap EVV module will be an option for those DD providers that are providing those services subject to EVV

HCBS Developmental Disabilities Waivers Services (CDD and DDAD)		
Service	Service Code	Provider Type
Independent Living	2639	Agency and Independent
Supported Family Living	7494	Agency and Independent
Medical In-Home Habilitation	9220	Agency
Behavioral In-Home Habilitation	1796	Agency
Respite	2656	Agency
Respite (In-Home)	8148	Independent
Homemaker	9393	Independent
Homemaker	9769	Agency

- The Therap EVV module is being offered to DD providers at no cost
- Visit information will be sent from Therap to Tellus;
- Claims submission will still occur in the Tellus application
- DD providers who chose to use the Tellus solution will need to notify DDD at DHHS.DDProviderRelations@nebraska.gov so that the EVV module in Therap can be disabled

**Go Live Date for EVV!
January 1, 2021**

Trainings coming up in December



Users in all 50 states and over 20 state contracts

MPSCT001 Last update: 11/20



- Therap's EVV Specialist
- Work on EVV development and implementation.

Stephanie Masters

Norton

Senior Training &
Implementation Specialist



- Currently working with aging providers in South Dakota on EVV and billing
- Manages independent providers in Nebraska
- Background in Therap's Billing Team

Tracy Linko
State Implementation
Specialist



Justin M. Brockie
Chief Operating Officer

- Overall responsibility for the project
- Working with state contracts nationally
- Working with Therap's development team on EVV
- Working in North Dakota since before the DD state project started.



- Based in Lincoln, Nebraska
- Former Nebraska provider
- Has worked with the Nebraska DD provider community for Therap since 2014

Calvin Christensen
Business Development
Consultant



Caiti Woodburn

Training & Implementation
Specialist



Rich Frettoloso

Training & Implementation
Specialist



Jody Traina

Senior Training &
Implementation Specialist



Nick Anderson
Training Specialist



Leah Sewell
Assistant Director of State
Implementation



Sarah Christiansen
Senior Training &
Implementation Specialist

21st Century CURES Act



**Therap is a charter member of the
National Electronic Visit Verification Association (NEVVA)**

NEVVA is a not-for-profit organization dedicated to serving as the single source for Electronic Visit Verification industry-related information for states, managed care organizations and providers.

<https://nevva.org>

National Electronic Visit Verification Association (NEVVA)

Charter Members

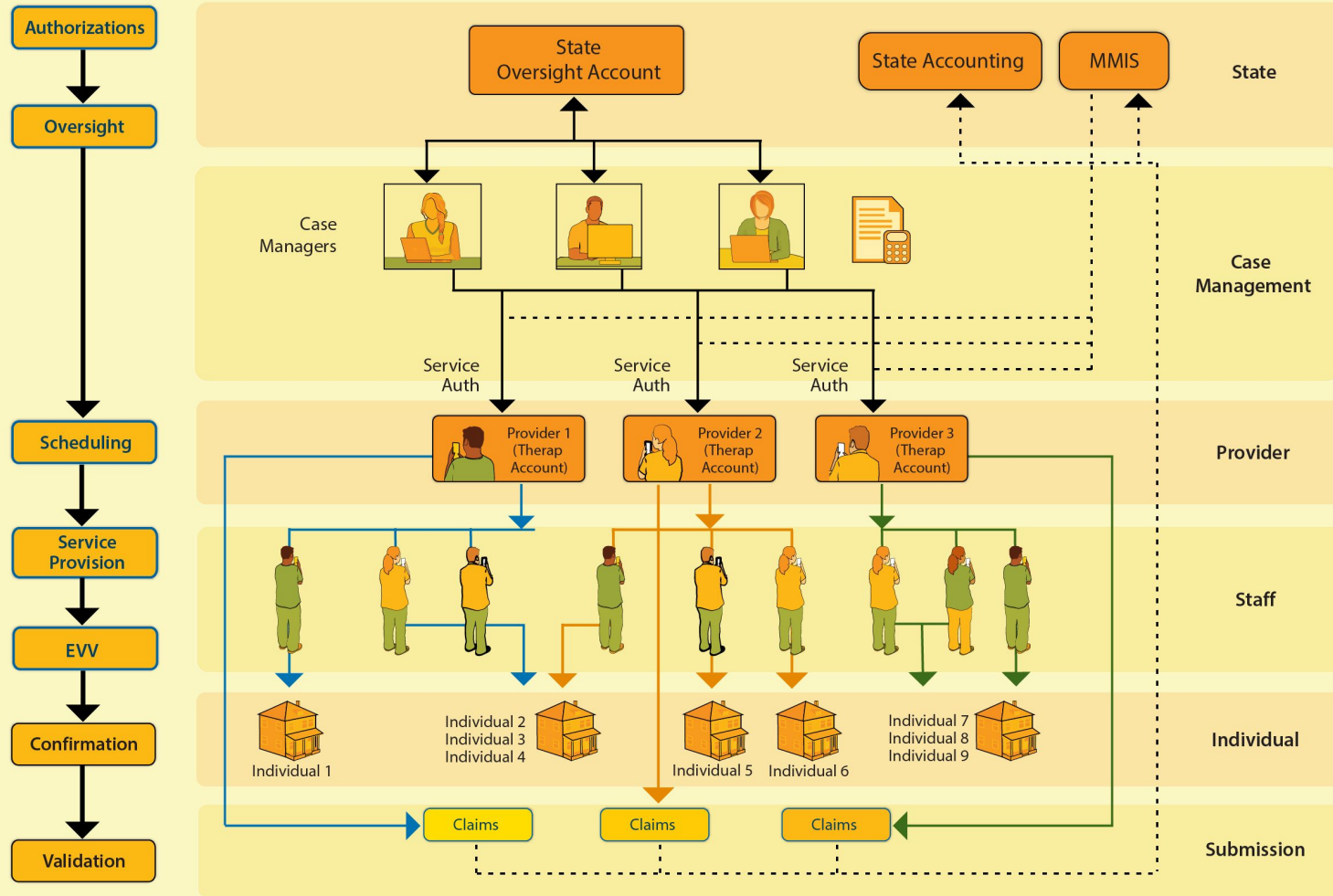


Strategic Partners



State Members





- Reporting
- Notifications
- Quality Assurance
- Security
- Availability
- Compliance
- Implementation
- Therap Processes

FCSTATEV001 Last update: 06/19

Independent Provider Workflow

1. Schedule in advance (if applicable)
2. Complete check in/out for EVV services - mobile app, offline, etc.
3. Review data - looking for incomplete slots (no check out, comments, compare to SA)
 - a. Report (compare to SA)
4. Edit data, as needed (missed check in/out times, etc.)
5. Submit EVV visit data to Tellus
6. Complete billing claims in Tellus (must attend Tellus training!)



Approved Incomplete Complete Calendar

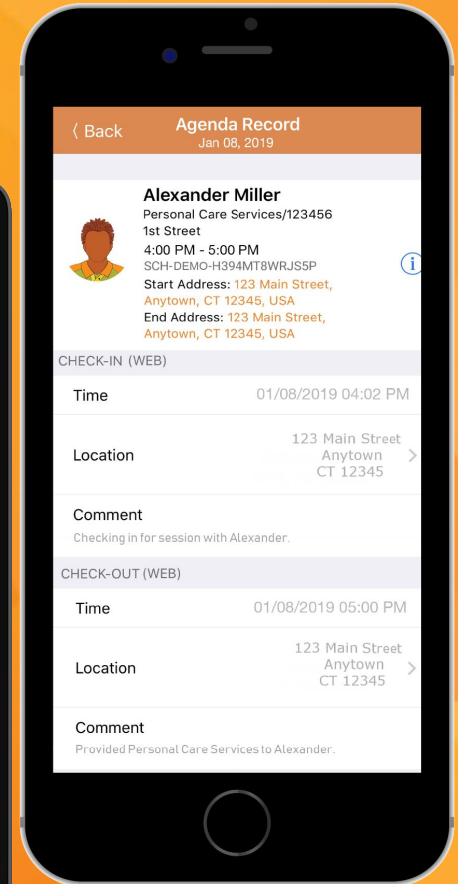
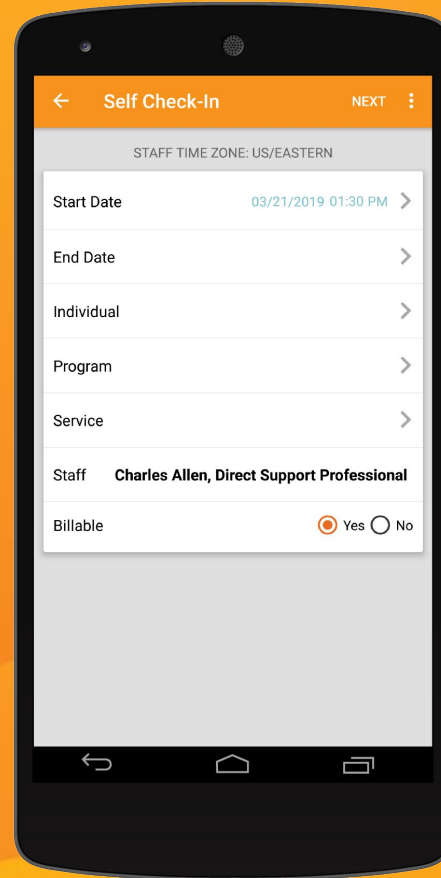
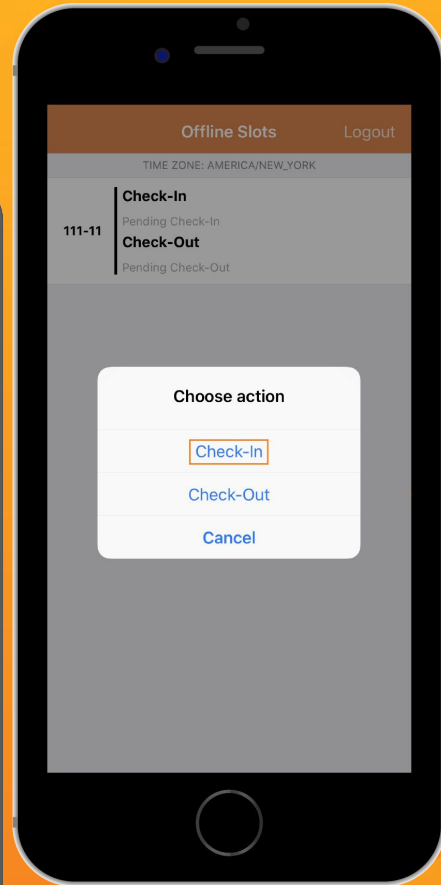
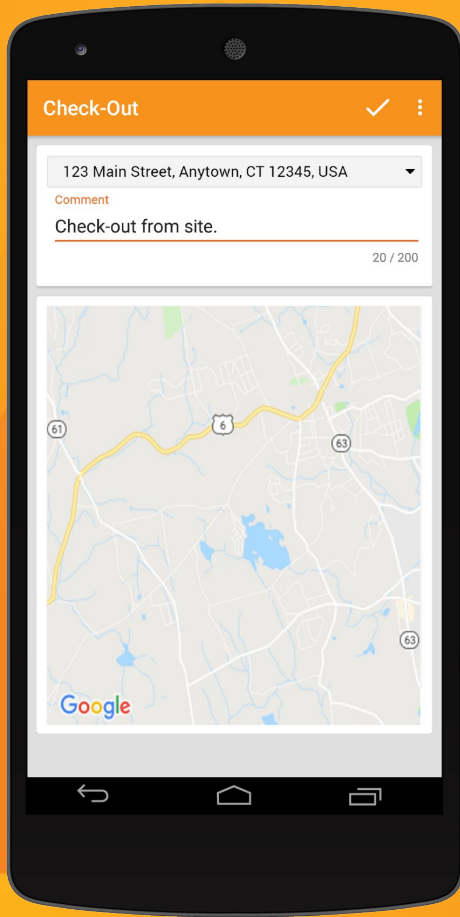
Agenda Staff Week Month Tue Jan 07, 2020

	12:00 AM	1:00 AM	2:00 AM	3:00 AM	4:00 AM	5:00 AM	6:00 AM	7:00 AM	8:00 AM	9:00 AM	10:00 AM	11:00 AM	12:00 PM	1:00 PM	2:00 PM	3:00 PM	4:00 PM	5:00 PM	6:00 PM	7:00 PM	8:00 PM	9:00 PM	10:00 PM	11:00 PM
Cole, Mia / Direct Support Professional																			Isabella Johnson, 12345					

Back

Done

- Planning ahead so schedules appear on the day
- Required for use of offline or IVR
- Must use browser for Self Scheduling



←
⋮

Agenda Record

Jan 05, 2020

Jacob Smith

ID# 123456

01:00 PM - 02:00 PM

SCH-DEMO-HCV4NETZW5TLA

Service 1: Adult Day Training / 00T79
 Service 2: Personal Care Assistance / T1020
 Service 1 Duration: 20 (Minutes)
 Service 2 Duration: 40 (Minutes)
 Program: 1st Street
 Billable: Yes
 IVR Phone: 111-111-1111
 Start Address: 123 Main Street, Anytown, CT 12345, USA
 End Address: 123 Main Street, Anytown, CT 12345, USA

Check-In (Mobile)

Time 01/05/2020 01:00 PM

Location 123 Main Street, Anytown, CT 12345, USA >

Comment

Checked in to the service site.

Check-Out (Mobile)

Time 01/05/2020 02:00 PM

Location 123 Main Street, Anytown, CT 12345, USA >

Comment

Checking out.

Comment

Add a comment

Different)

End Location (If Different) 33.692537, -93.146605

Note Personal care training to include: brushing teeth, combing hair, wearing clothes.

Staff	Check-In Time	Check-In Address	Check-In Collection Method	Check-Out Time	Check-Out Address	Check-Out Collection Method
Donna Simmons, Program Manager	10/06/2019 10:04 AM	123 Oak Street, Anytown, CT 12345, USA	Web			

Check-In Comment: Checking in for personal care services and training.

* Edited by scheduler

Travel Distance (Miles)

Check-Out Comment

I have completed the training session.

About 162 characters left

SComm

Comment

Check-Out

Draft
Approved
Approved Without Staff
Incomplete
Complete

Agenda Staff Individuals Programs Week Month
Thu Sep 24, 2020
New Slot
Today
Action

	12:00	1:00	2:00	3:00	4:00	5:00	6:00	7:00	8:00	9:00	10:00	11:00	12:00	1:00	2:00	3:00	4:00	5:00	6:00	7:00	8:00	9:00	10:00	11:00
Alger, Royce / 78932							Pers Care Serv				Pers Care Serv													
Allen, Charles											Pers Care Serv													
Barnes, Tracy																								
Deringer, Alex / 78941																								

Draft
Approved
Approved Without Staff
Incomplete
Complete

Agenda Staff Individuals Programs Week Month
Sep 2020
New Slot
Today
Action

Sunday	Monday	Tuesday	Wednesday	Thursday	Friday	Saturday
30	31	01	02	03	04	05
	7:00 AM - 3:00 PM Indiv	7:00 AM - 3:00 PM Indiv	7:00 AM - 3:00 PM Indiv	7:00 AM - 3:00 PM Indiv	7:00 AM - 3:00 PM Indiv	
			4:00 PM - 5:00 PM Indiv			
06	07	08	09	10	11	12
	7:00 AM - 3:00 PM Indiv	7:00 AM - 3:00 PM Indiv	7:00 AM - 3:00 PM Indiv	7:00 AM - 3:00 PM Indiv	7:00 AM - 3:00 PM Indiv	
		4:17 PM - 4:26 PM Indiv	12:00 PM - 1:00 PM Indiv	9:13 AM - 10:13 AM Indiv	8:00 AM - 9:00 AM Work	
		4:29 PM - 5:29 PM Indiv				
13	14	15	16	17	18	19
	7:00 AM - 3:00 PM Indiv	7:00 AM - 3:00 PM Indiv	1:00 PM - 3:00 PM Indiv	7:00 AM - 3:00 PM Indiv	7:00 AM - 3:00 PM Indiv	
	1:20 PM - 2:20 PM Work		2:45 PM - 2:54 PM Indiv			
	1:35 PM - 2:35 PM Indiv					
20	21	22	23	24	25	26
	7:00 AM - 3:00 PM Indiv	7:00 AM - 3:00 PM Indiv	7:00 AM - 3:00 PM Indiv	6:00 AM - 7:00 AM Indiv	7:00 AM - 3:00 PM Indiv	
				9:16 AM - 10:16 AM Indiv	10:16 AM - 10:17 AM Indiv	
				9:25 AM - 10:25 AM Indiv		
27	28	29	30	01	02	03

Schedule Slot Approved ? ×

Staff Donna Simmons, Program Manager

Update Check-In

Update Check-In Address

<input type="text" value="123 Oak Street"/>	<input type="text" value="Street 2"/>
<input type="text" value="Anytown"/>	<input type="text" value="CT"/> ▼
<input type="text" value="12345"/>	<input type="text" value="USA"/> ▼

Update Check-Out

Update Check-Out Address

<input type="text" value="123 Oak Street"/>	<input type="text" value="Street 2"/>
<input type="text" value="Anytown"/>	<input type="text" value="CT"/> ▲
<input type="text" value="12345"/>	<input type="text" value="USA"/> ▲

Update Travel Distance (Miles)

*** Exception Code** ▼

Description

About 255 characters left

Form ID : SCH-DEMO-J6V4N58Z7YVKY
Time Zone : US/Eastern
Entered By : Mia Cole, Behavior Therapist on 04/27/2020 10:42 AM
Last Updated By : Mia Cole, Behavior Therapist on 04/27/2020 10:44 AM
Approved By : Mia Cole, Behavior Therapist on 04/27/2020 10:42 AM
Slot ID : 137-266-5
Self Checked-In : Yes

Schedule Slot Approved ⓘ

Staff Mia Cole, Behavior Therapist

Update Check-In 04/22/2020 09:03 AM

Update Check-Out 04/22/2020 10:08 AM

*** Exception Code** - Please Select -

Description

- Please Select -
- Individual / Guardian Declined Verification
- Individual is Displaced
- Individual Unavailable
- Mobile Device Issue
- Other
- Service Outside the Home
- Staff Error
- Staff Forgot to Check-In / Check-Out
- Telephony Issue

Back Update

To Do	<h2>Agency Wide Reports</h2>	
Individual		
Health		
Agency		
Billing		
Admin		
Agency Reports		
Staff Report		
Demographic Report	View	
Last Login Information	View	
Event Summaries	View	
Report Library	View Assign Users To Rep Assign Reports To User	
Business Intelligence	View	

Search Reports

Report Name:

Report Description:

Input Tags:

9 items found, displaying all items.
1

[Export to Excel](#)

Form ID	Slot ID	Schedule Type	Individual Name	ID Number	IDF Form ID	Medicaid Number	Service 1 Description (Code)	Service 2 Description (Code)	Program Name	Provider
SCH-LINKAL-JC34T8CZDFHSU	226-958-5	Individual	Alger, Royce	78932	IDF-LINKAL-F654Q2ER7WR5C		Personal Care Services (PCS) (T1019)		1 - Personal Care Service	
SCH-LINKAL-JC44UKPXSFLQC	231-153-5	Individual	Alger, Royce	78932	IDF-LINKAL-F654Q2ER7WR5C		Nursing Services (LPN/LVN) (T1003)		1 - Nursing Service	
SCH-LINKAL-JC44URRYXFKRZ	231-190-1	Individual	Alger, Royce	78932	IDF-LINKAL-F654Q2ER7WR5C		Nursing Services (LPN/LVN) (T1003)		1 - Nursing Services	Alabama Provider Office
SCH-LINKAL-JC74PM9S2FMPW	236-695-7	Individual	Alger, Royce	78932	IDF-LINKAL-F654Q2ER7WR5C		Nursing Services (LPN/LVN) (T1003)		1 - Nursing Services	Alabama Provider Office

[Export to Excel](#)

- Report Name**
- EVV ID Report**
This report shows the EVV ID of all the users in the system along with the user status.
 - ISP Data Detail Report from EVV**
This report includes task, scores, scoring comments, and other details of ISP data entries from the Scheduling/EVV module. This report will only show details of schedules which are tied to a Service Authority that has EVV as the method of data collection with an EVV supported ISP Program attached and for which ISP Data has been entered using the Scheduling/EVV module.
 - ISP Data Report from EVV**
This report shows basic information such as the individual, service, date of service, associated ISP Program and Check-In and Check-Out times of schedules. This report will display details regarding all schedules which are tied to a Service Authority that has EVV as the method of data collection with an EVV supported ISP Program attached, and for which ISP Data has been entered using the Scheduling/EVV module.
 - Scheduling/EVV - Basic Slot Report**
This report shows basic information from the Scheduling/EVV module and helps to compare the Check-In/Out times of schedules. This report will display details regarding all schedules which are tied to a Service Authority that has EVV as the method of data collection with an EVV supported ISP Program attached, and for which ISP Data has been entered using the Scheduling/EVV module.

Billing

Tellus EVV

Tellus EVV

Submit

Search File

EVV Submit Search

To Select All [Click Here](#)
You have selected 1 items.

15

 Records

<input checked="" type="checkbox"/>	Status	Individual	Individual Date of Birth	Individual Medicaid ID	Staff	Employee ID	Billing Provider Name	Billing Provider EIN	Billing Provider NPI Number	Billing Provider Medicaid Number	Start Address	End Address	Scheduled Start Time
<input checked="" type="checkbox"/>	New	Joshua, White	02/08/1996	12345	Jacob, Anderson, Nurse		Demo Provider	79040608	60790688	1234567890	123 Main Street, Anytown, CT 12345, USA	123 Main Street, Anytown, CT 12345, USA	09/02/2020 04:45 PM

Showing 1 to 1 of 1 entries

Previous

1

Next

Cancel

Back

Submit EVV

Profile

- T-Log
- ISP Data
- MAR
- Scheduling/EVV
- Offline EVV Configuration**
- Password Reset

Offline Configuration

Please set your offline PIN below to enable offline mode

Login Name: harris

Provider Code: DEMO-TH

Offline PIN:

Confirm Offline PIN:

SET PIN

Login Name

Password

DEMO-TH

Login

Switch to Offline Login

Version 6.0
© Therap Services 2003-2019. All Rights Reserved.

1:08

< Dashboard Configuration

Please set your offline PIN below to enable offline mode

Login Name harris

Provider Code DEMO-TH

..... SHOW

..... SHOW

SET PIN

< Back Agenda List

< Jan 07, 2020 >

Add to Offline	7:00 AM	Miller, Alexander Personal Care Assistance/T1 1st Street 7:00 AM - 8:00 AM
----------------	----------------	--

Self Check-In

1:09

Offline EVV Login

Login Name

Offline PIN

DEMO-TH

Offline Login

Switch to Online Login

Version 6.0
© Therap Services 2003-2019. All Rights Reserved.

← Agenda List ⋮

< Jan 05, 2020 >

02:00 PM ✓	Miller, Alexander Personal Care Assistance/T1019 1st Street 02:00 PM - 03:00 PM	>
03:00 PM	Miller, Alexander Personal Care Services 1st Street 03:00 PM - 04:00 PM	>
Add to Offline	04:00 PM Miller, Alexander Personal Care Assist 1st Street 04:00 PM - 05:00 PM	>
05:00 PM	1st Street 05:00 PM - 06:00 PM	>

Self Check-In

← Agenda List ⋮

< Jan 05, 2020 >

02:00 PM ✓	Miller, Alexander Personal Care Assistance/T1019 1st Street 02:00 PM - 03:00 PM	>
03:00 PM	Miller, Alexander Personal Care Services 1st Street 03:00 PM - 04:00 PM	>
04:00 PM	Miller, Alexander Personal Care Assistance/T1019 1st Street 04:00 PM - 05:00 PM	>
05:00 PM	1st Street 05:00 PM - 06:00 PM	>

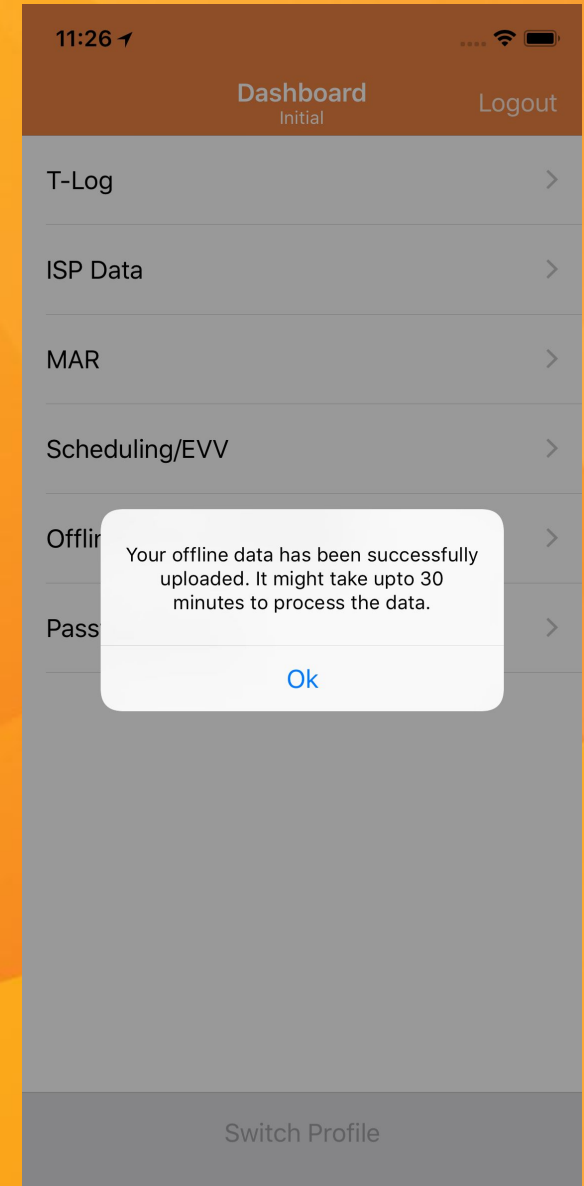
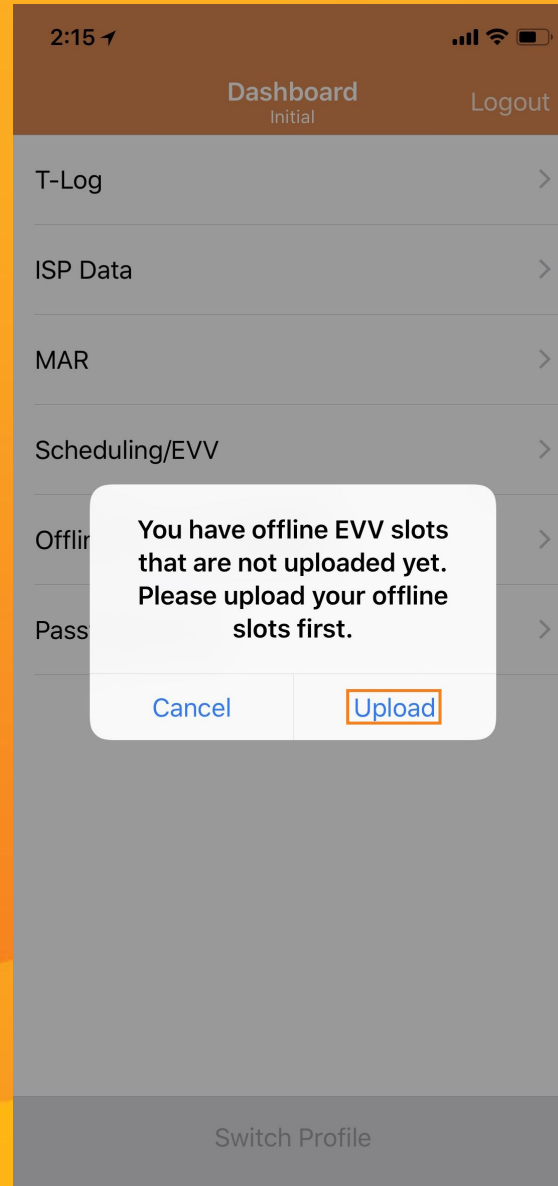
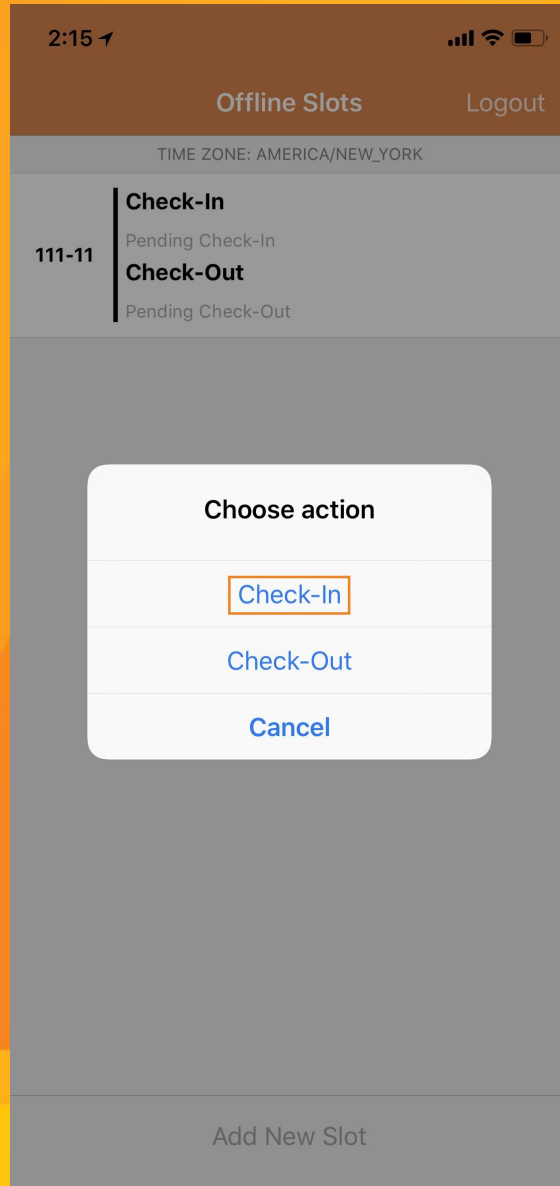
Slot 235-916 has been added to Offline

← Offline Slots ⋮

DEVICE TIME ZONE : AMERICA/NEW_YORK

04:00 PM 01/05	235-916 Check-In Check-Out 04:00 PM - 05:00 PM
--------------------------	--

Add New Slot



To Do

Individual

Health

Agency

Modules

	High	Medium	Low
<p>T-Log - New Search</p> <p>View</p>	1	1	1
<p>General Event Reports (GER) - New Search</p> <p>Review</p>	2	-	1

Issue Tracking

My Issues

SComm

Inbox

Sent Items

Compose

Schedule

View/Check-In

Offline Schedule

Offline Schedule

Time Zone: US/Eastern

01/07/2019

Start Time	End Time	Slot ID		Start Time	End Time	Slot ID
10:00 AM	10:30 AM	160-59		2:00 PM	2:30 PM	150-67

Offline scheduling is only available for schedules that are created in advance.

Self Scheduling - user can create their own schedules, planning tool

Pre Scheduling - Schedule Admin/Schedule Edit create schedules in advance



- Device is registered to a specific location.
- Generates a seemingly random number (Time Based password)
- Therap can decode number to be time and date (with location)
- Can be used on its own or in conjunction with telephony (IVR)

Therap Dashboard | Menu | Robert (SQA-TH) | Logout

FWW Device List

Filter 15 Records

Device name	Address
Device 1	622 Buckingham Street, Watertown, CT 06779, USA
Device 2	240 Broadway, Manhattan, New York, NY 10007, USA

Showing 1 to 2 of 2 entries

Previous 1 Next

Create New
Export to Excel

Cancel

Therap Dashboard | Menu | Robert (SQA-TH) | Logout

Fixed Visit Verification Device

Device name:

Device ID:

Address:

Street 1: Street 2:

City: State: Zip Code: Country:

Location:

Individual(s)

Available:

<input type="text" value="Daniel Hill, MJW3665112"/>	+
<input type="text" value="Barbara Jarrett, WAX2388364"/>	+
<input type="text" value="Virginia Billingsley, HWW9803828"/>	+
<input type="text" value="Myrtle Elliott, NHU4894136"/>	+
<input type="text" value="Clifford Dean, JNN5550688"/>	+

Selected:

<input type="text" value="Valorie Gregory, AHM8658943"/>	-
<input type="text" value="Lee Mercado, XYK2510882"/>	-
<input type="text" value="Julio Laubach, BIX4705896"/>	-

Cancel Back Save

Start Location

End Address (If Different)

End Location (If Different)

IVR Phone

Note

Staff	Check-In Time	Check-In Address	Check-In Collection Method	Check-Out Time	Check-Out Address	Check-Out Collection Method
Robert Bruton, Title-1814220						

* Edited by scheduler

Check-In Comment

About 200 characters left

Check-In Device Input

SComm Comment Check-In

Schedule

- View/Check-In
- Self Scheduling
- Search
- Offline Schedule

Staff	Check-In Time	Check-In Address	Check-In Collection Method	Check-Out Time	Check-Out Address	Check-Out Collection Method
Justin One, Program Manager						

** Edited by scheduler*

Check-In Comment

About 200 characters left

Location

Map Satellite

Street 1 : 12 Birchwood Court X
 City : Wolcott
 State : CT
 Zip Code : 06716
 Country : United States

Staff	Check-In Time	Check-In Address	Check-In Collection Method	Check-Out Time	Check-Out Address	Check-Out Collection Method
Justin One, Program Manager	05/04/2020 12:47 PM	12 Birchwood Court, Wolcott, CT 06716, USA	Web	05/04/2020 12:48 PM	12 Birchwood Court, Wolcott, CT 06716, USA	Web

Check-In Comment: test
 Check-Out Comment: test

** Edited by scheduler*

completed visits sent to Tellus - Hourly

When ready to submit

Billing

Tellus EVV

Tellus EVV
Submit | [Search File](#)

EVV Submit Search

To Select All [Click Here](#)
You have selected 1 items.

15

 Records

<input checked="" type="checkbox"/>	Status	Individual	Individual Date of Birth	Individual Medicaid ID	Staff	Employee ID	Billing Provider Name	Billing Provider EIN	Billing Provider NPI Number	Billing Provider Medicaid Number	Start Address	End Address	Scheduled Start Time
<input checked="" type="checkbox"/>	New	Joshua, White	02/08/1996	12345	Jacob, Anderson, Nurse		Demo Provider	79040608	60790688	1234567890	123 Main Street, Anytown, CT 12345, USA	123 Main Street, Anytown, CT 12345, USA	09/02/2020 04:45 PM

Showing 1 to 1 of 1 entries

Previous
1
Next

Cancel
Back

Submit EVV

EVV Submit Search

* **Status**

Individual

Staff

* **Scheduled Start Date From**

* **To**

Billing Provider

Clear Selection

EVV Submit Search

* **Status**

Individual

Staff



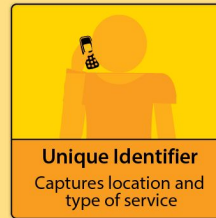
* **Scheduled Start Date From**

* **To**


Billing Provider

Clear Selection

For Checking in:



For Checking out:



Please only upload data related to 'Michael O'Brown, 0001'
The maximum file size allowed is 3 MB

Scanner Options

Scanner: Please Select

Resolution: Please Select

Color Mode:

- Color
- Grayscale
- Black and White

Scan

Preview/Edit Scanned File(s)

↶
↷
🗑️
📄

⏪ ⏩ Nothing selected ⏪ ⏩

Upload

Upload Scanned File

* File Name:

File Size: 0 Bytes

Description:

About 80 characters left

Add File
Scan File

Staff	Check-In Time	Check-In Address	Check-In Collection Method	Check-Out Time	Check-Out Address	Check-Out Collection Method
Justin One, Program Manager	05/04/2020 12:47 PM	12 Birchwood Court, Wolcott, CT 06716, USA 📍	Web	05/04/2020 12:48 PM	12 Birchwood Court, Wolcott, CT 06716, USA 📍	Web

Check-In Comment: test

Check-Out Comment: test

* Edited by scheduler

Please only upload data related to 'Michael O'Brown, 0001'
The maximum file size allowed is 3 MB

Select File: Choose File Browse

Description:

About 80 characters left

Upload

Schedule

- View/Check-In
- Self Scheduling
- Search
- Offline Schedule

- Pre-Schedule:

Approved Approved Without Staff Incomplete Complete Calendar

Agenda Individuals Programs Week Month Sun Jan 05, 2020

Individual	Service	Time
Johnson, Isabella / 12345	Personal Care Services	12:00 AM - 1:00 AM
Smith, Jacob / 11111		
Wilson, Sophie / 12121	Home Health Aide / T1021	8:00 AM - 9:00 AM

Back Done

- Self-Schedule:

Approved Incomplete Complete Calendar

Agenda Staff Week Month Tue May 05, 2020

Individual	Staff	Time
Ohs, Julie / Program Manager	Grant Kennedy	2:00 AM - 3:00 AM
	Emma Jones, 0004	4:00 AM - 5:00 AM
Jeff	Grant Kennedy	7:00 AM - 8:00 AM
	Jeff Gates, 279827	9:00 AM - 10:00 AM
Grant Kennedy	Grant Kennedy	11:00 AM - 12:00 PM
	Emma Jones, 0004	1:00 PM - 2:00 PM
Michael O'Brien	Grant Kennedy	3:00 PM - 4:00 PM
	Jeff Gates, 279827	5:00 PM - 6:00 PM
Grant	Grant Kennedy	7:00 PM - 8:00 PM
	Grant Kennedy	9:00 PM - 10:00 PM

Back Done

- Self Check-in:

← Self Check-In NEXT ⋮

STAFF TIME ZONE: US/EASTERN

Start Date 01/05/2020 01:00 PM

Individual Alexander Miller >

Program 1st Street (Group Home) >

Service Personal Care Assistance / T1019 , [Day: 1.0 Units, Week: 1.0 Units] >

Staff Jeffrey Hall, Direct Support Professional

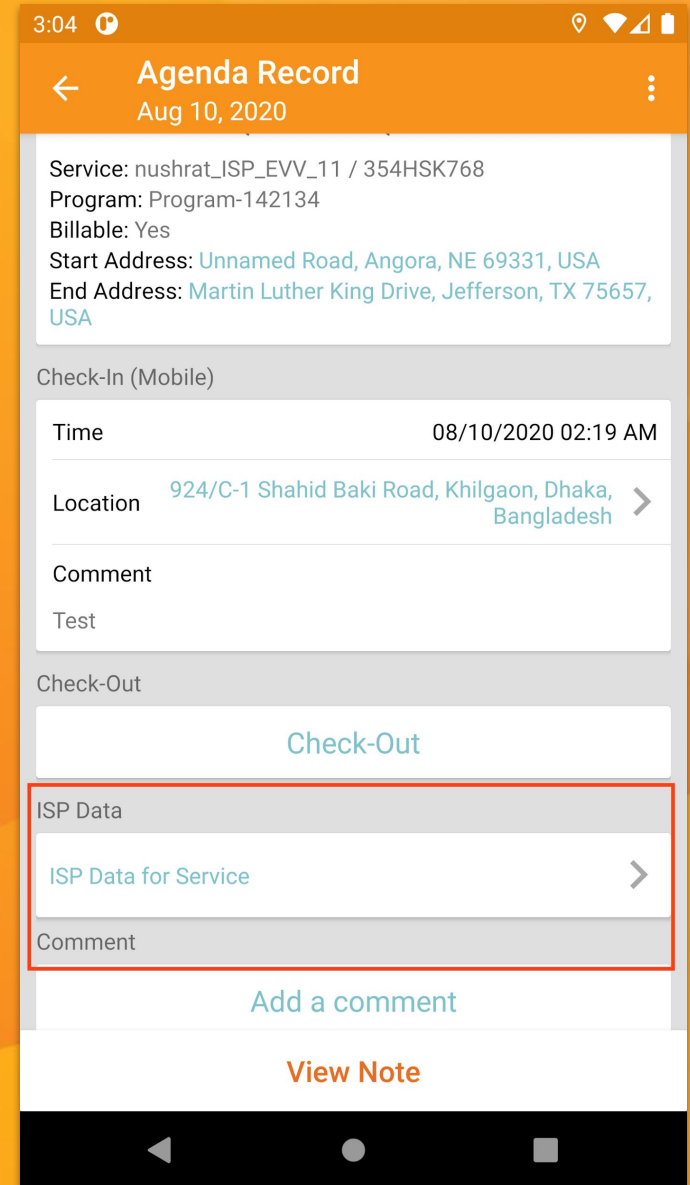
Billable Yes No

Therap[®]

Why Therap?

- No additional cost to you
- You and your staff know Therap
- Therap staff know Nebraska and your agency
- EVV works on the same authorizations that you currently use with Attendance. They will switch over with go-live.
- Therap is building interfaces with Tellus to send in your EVV Data
- Over time as Tellus enhances the interfaces, you should be able to complete all of your billing and updates from Therap as you do currently.
- Therap will train you and help you train your agency.

- Your staff will only have to use one system
 - Non-EVV services will continue to be documented and billed from Therap.
- Therap has integrated ISP Data with its EVV module so that service data can be collected at the same time (in the same app as EVV Data.



- Completed visits will be sent to Tellus hourly
- Agencies will confirm when visits are ready for billing

Billing

Tellus EVV

Tellus EVV [Submit](#) | [Search File | Rejected Data Search](#)

Please see the report below for details

The EVV data file has been successfully placed in the system queue. You can use the Form ID to check the status from EVV File Search.

Form ID: BTEF-DEMO-HAU4L4WGBRAWX
File Name: THRP_SRVC_20190804060033.txt

Actions

[Back to Search](#) | [List](#)

- **Phase I :: Q2&3**
 - Practice
 - Use scheduling in your regular account based on current (Attendance based) Service Auths
 - No Billing
- **Phase II :: Q4/1**
 - New Service Auths will come from DDD-NE
 - Billing will be based on EVV data for EVV Services
 - Interfaced with Tellus for claims
 - Attendance Billing still available for other services

What do we need to do now?

- Therap staff will be reaching out to you over the coming days and weeks.
- Start that training as soon as you can.
- Develop your BYOD (Bring Your Own Device) policy.
- Work with your staff to practice EVV using your existing authorizations (while still billing from Attendance)
- Look for discrepancies between the EVV data and attendance
- Identify and address challenges before you go live.

IMPLEMENTATION, TRAINING & SUPPORT

Scheduling/EVV			
Therap		Disclaimer: The sample below is only a sample. It is merely a guide as to how implementation is conducted. Each provider should exercise independent judgment when developing timelines and consider their own unique operations and circumstances.	
			Tasks Completed: Q9
X	Due Date	Task	Timeline
5		Training for Those Setting Up The Module	Week 1
6		Identify Team Responsibilities <ul style="list-style-type: none"> Provider Admins Billing/Accounting Staff Schedulers Front line staff 	Week 2
7		Identify Equipment Needs <ul style="list-style-type: none"> Device/equipment needs - mobile devices with geolocation capabilities if using the EVV component; download Therap app to mobile devices May use laptop/desktop/other devices if not using the EVV/geolocation component 	Week 2
8		Develop Policies and Procedures <ul style="list-style-type: none"> Review state requirements on how EVV data is going to be provided What services will have schedules created by a scheduler vs staff using self-check-in? Will web check in be permitted? (This is a global setting, so policies might be developed for different services for whether they should use it) What will be the daily/weekly hour work limits? Whether to require strict address validation for check-in? How will authorized units per period be used in the service authorizations? Process for reviewing/editing check-in/out times How to deal with open shifts Expectations for when to check in. What is the expectation/process if checking in or out late? (What to include in your comment, contacting the scheduler, etc.) How to handle overnight shifts 	Week 4
9		Contingency Planning <ul style="list-style-type: none"> Alternative check-in methods: Offline check-in, IVR/Interactive Voice Response (check-in via phone) Process for contacting scheduler if these options are not available 	Week 4
10		Develop Timeline/Training Process <ul style="list-style-type: none"> Select your go live date Choose training options: onsite, train the trainer, recorded webinars/videos, Training Academy (if applicable), ongoing training after go live 	Week 4
11		Complete Action Steps <ul style="list-style-type: none"> Assign appropriate super roles prior to training Create service description codes Create service authorizations Configure provider and manage staff Create individual and/or program based slots (for services that are not self check-in-able) 	Week 6
12		Training and Go Live <ul style="list-style-type: none"> Notify staff of go live date/transition Identify and Train staff on check in/out procedures 	Week 7
13		Reporting and Auditing <ul style="list-style-type: none"> Identify QA team Report library reports (Weekly Staff Report, Slot Report) Audit scheduling data against other types of data (ISP Data, billing) Staff follow up and retraining as needed 	Week 8
14			



Training Academy

Self-Paced, On-Demand Training Courses

Free Courses Related to Therap's Electronic Documentation Software for I/DD Providers

[Find a Course to Start Learning Now](#)

Tutorial on Logging into the Training Academy:



This Video will give a summary of all the things that you need to do for logging into your Therap Training Academy.

[View Tutorial](#)

Therap Detailed Implementation Plan

Agency: _____ Date: _____
 Therap Expert: _____ Start Date: _____
 Agency PA's: _____

Phase 1: Days 0 - 60
 ID's, T-Logs, SCOMM, GER, and Health Tracking

Module Name	Module Elements	Implementation Plan Checklist to demonstrate measurable movement along the Therap Implementation Plan. Delay in milestones will result in delay in moving to the next module.	Timeframe								
Individual Data (ID)	<ul style="list-style-type: none"> Main starting point and data transfers to other modules. Demographic face page Essential support guideline Date of birth Residential address Admission to agency ID number Social security, Medicaid, Medicare numbers, insurance Individual photos Family, emergency contacts 	Data will be entered manually or imported via excel. <table border="1"> <tr> <th>Date</th> <th>Milestone</th> </tr> <tr> <td>Week 2</td> <td>checkpoint shows progress</td> </tr> <tr> <td>30 day</td> <td>checkpoint shows progress</td> </tr> <tr> <td>60 day</td> <td>checkpoint shows completion</td> </tr> </table>	Date	Milestone	Week 2	checkpoint shows progress	30 day	checkpoint shows progress	60 day	checkpoint shows completion	Days 0 - 60
Date	Milestone										
Week 2	checkpoint shows progress										
30 day	checkpoint shows progress										
60 day	checkpoint shows completion										

Phase 1: Days 0 - 60 (continued)
 ID's, T-Logs, SCOMM, GER, and Health Tracking

Module Name	Module Elements	Implementation Plan Checklist to demonstrate measurable movement along the Therap Implementation Plan. Delay in milestones will result in delay in moving to the next module.	Timeframe																		
T-Logs	To write individual specific, health, nursing, behavior, or summary notes related to an individual or facility/shift-to-shift log.	<table border="1"> <tr> <th>Date</th> <th>Milestone</th> </tr> <tr> <td>Week 1</td> <td>checkpoint shows daily usage</td> </tr> <tr> <td>Week 2</td> <td>checkpoint shows daily usage</td> </tr> <tr> <td>Week 3</td> <td>checkpoint shows daily usage</td> </tr> <tr> <td>Week 4</td> <td>checkpoint shows daily usage</td> </tr> <tr> <td>Week 5</td> <td>checkpoint shows daily usage</td> </tr> <tr> <td>Week 6</td> <td>checkpoint shows daily usage</td> </tr> <tr> <td>Week 7</td> <td>checkpoint shows daily usage</td> </tr> <tr> <td>Week 8</td> <td>checkpoint shows daily usage</td> </tr> </table>	Date	Milestone	Week 1	checkpoint shows daily usage	Week 2	checkpoint shows daily usage	Week 3	checkpoint shows daily usage	Week 4	checkpoint shows daily usage	Week 5	checkpoint shows daily usage	Week 6	checkpoint shows daily usage	Week 7	checkpoint shows daily usage	Week 8	checkpoint shows daily usage	Days 0 - 60
Date	Milestone																				
Week 1	checkpoint shows daily usage																				
Week 2	checkpoint shows daily usage																				
Week 3	checkpoint shows daily usage																				
Week 4	checkpoint shows daily usage																				
Week 5	checkpoint shows daily usage																				
Week 6	checkpoint shows daily usage																				
Week 7	checkpoint shows daily usage																				
Week 8	checkpoint shows daily usage																				
SCOMM (Secure Communications)	Send secure internal messages/mail within the agency account to another user. Create internal user groups to send messages/mail.	<table border="1"> <tr> <th>Date</th> <th>Milestone</th> </tr> <tr> <td>Week 1</td> <td>checkpoint shows daily usage</td> </tr> <tr> <td>Week 2</td> <td>checkpoint shows daily usage</td> </tr> <tr> <td>Week 3</td> <td>checkpoint shows daily usage</td> </tr> <tr> <td>Week 4</td> <td>checkpoint shows daily usage</td> </tr> <tr> <td>Week 5</td> <td>checkpoint shows daily usage</td> </tr> <tr> <td>Week 6</td> <td>checkpoint shows daily usage</td> </tr> <tr> <td>Week 7</td> <td>checkpoint shows daily usage</td> </tr> <tr> <td>Week 8</td> <td>checkpoint shows daily usage</td> </tr> </table>	Date	Milestone	Week 1	checkpoint shows daily usage	Week 2	checkpoint shows daily usage	Week 3	checkpoint shows daily usage	Week 4	checkpoint shows daily usage	Week 5	checkpoint shows daily usage	Week 6	checkpoint shows daily usage	Week 7	checkpoint shows daily usage	Week 8	checkpoint shows daily usage	Days 0 - 60
Date	Milestone																				
Week 1	checkpoint shows daily usage																				
Week 2	checkpoint shows daily usage																				
Week 3	checkpoint shows daily usage																				
Week 4	checkpoint shows daily usage																				
Week 5	checkpoint shows daily usage																				
Week 6	checkpoint shows daily usage																				
Week 7	checkpoint shows daily usage																				
Week 8	checkpoint shows daily usage																				

Help and Support

Support Home
States
Training
Troubleshooting
Events
Programs
Request for Demo
Login

Search for all support materials
 Detailed searches get better results, indicate state name for state specific results.
 Do not use protected health information in search.

Q

[Advanced Search](#)

Training Academy

Self-Paced, On-Demand Training Courses

Free Courses Related to Therap's Electronic Documentation Software for I/DD Providers

[Find a Course to Start Learning Now](#)

Tutorial on Logging into the Training Academy:

This Video will give a summary of all the things that you need to do for logging into your Therap Training Academy.

[View Tutorial](#)

Enrollment in Therap Training Academy is included for Therap Users

Already have a Training Academy account?

[Login to Training Academy](#)

(if you don't have an account just click on any of the courses down below to get started.)

Do you want to invite staff to courses and track their progress?

Send your request here

[Training Manager Account Request](#)

<p>Benefits</p> <ul style="list-style-type: none"> On demand training from Therap instructors All courses are free Quizzes to test competency and retention Earn certificates upon completion 	<p>A Variety of Courses to Choose from</p> <ul style="list-style-type: none"> Beginning/Advanced Courses Courses in Spanish Excel Training Provider Administration Training Electronic Health Record Person Centered Documentation and more 	<p>Training Managers</p> <ul style="list-style-type: none"> Verify staff are knowledgeable in competency area New courses on how to master the modules you already use Invite staff to just the courses they need to take
--	--	---

Courses Include

Health Tracking: Height and Weight

Health Tracking: Height and Weight *Interactive*

Health Tracking: Blood Glucose

Health Tracking: Blood Glucose *Interactive*

[View All Courses](#)

Therap[®]

Demonstration



Q & A / Wrap-up

Questions can be sent to:

DHHS.DDProviderRelations@nebraska.gov

nesupport@therapservices.net

Tellus Support -
(833) 4TELLUS | (833) 483-5587



Thank You