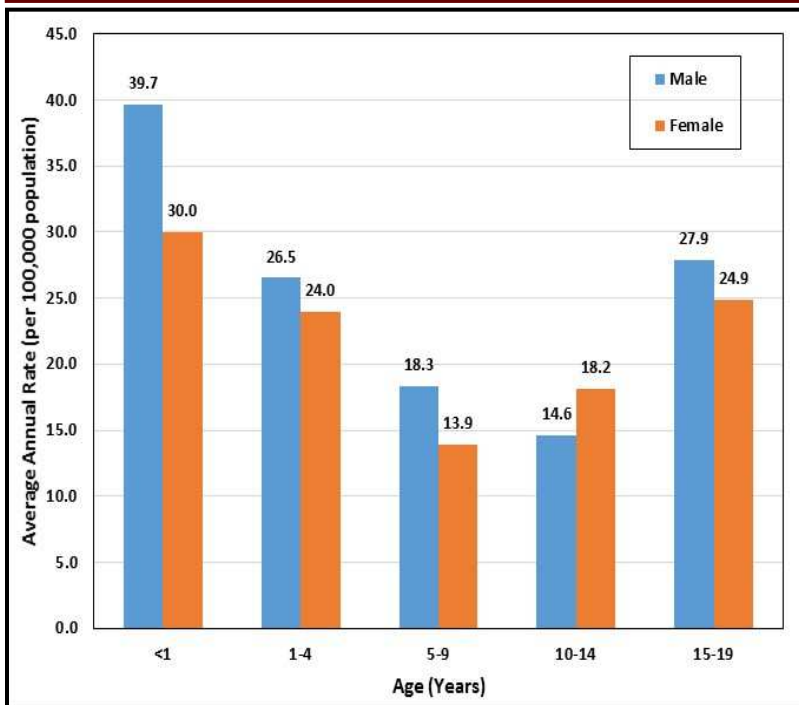




Pediatric Cancer in Nebraska

Data from the Early Case Capture Program

Figure 1. Pediatric Cancer Incidence Rates, by Age and Gender, Nebraska, 2012-2017



Nebraska Pediatric Cancer Quick Facts:

- Between 2012 and 2017, 675 Nebraska children and adolescents were diagnosed with cancer; this number included all invasive cancers and benign brain tumors.
- Pediatric cancers accounted for about 1% of the total number of cancers diagnosed among all Nebraska residents.
- The rate at which pediatric cancer occurs (incidence) was greatest among infants (less than 1 years old) and was lowest among children ages 10-14 (Figure 1).
- The local health department region that had the largest number of pediatric cancer diagnoses in Nebraska was Douglas County Health Department with 233 cases, followed by Lincoln/Lancaster County Health Department (79 cases) and Sarpy/Cass Health Department (68 cases) (Figure 2).

Figure 2. Incidence Rates of Pediatric Cancers, by Local Health Department Region, Nebraska, 2012-2017

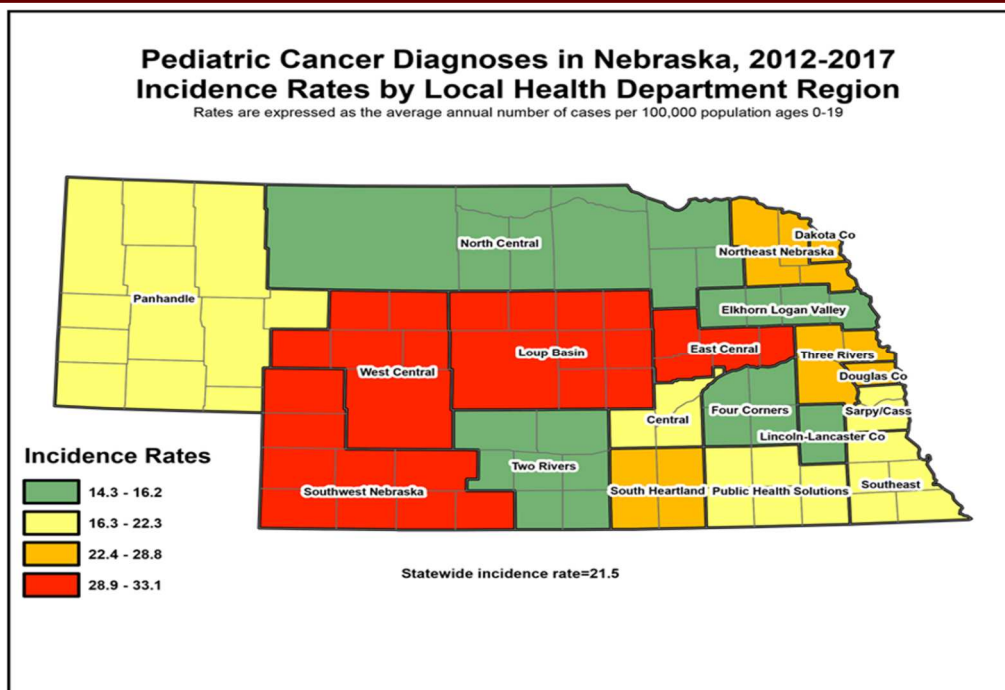
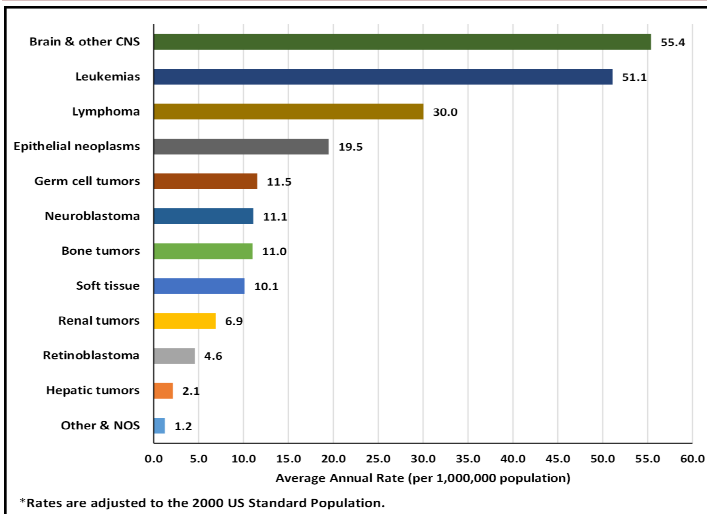
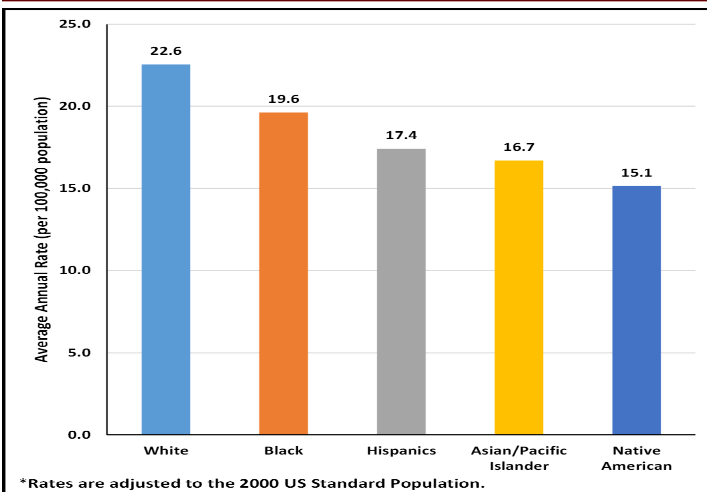


Figure 3. Pediatric Cancer Incidence Rates, by Primary Site, Nebraska, 2012-2017



- Between 2012 and 2017, brain and central nervous system (CNS) tumors were the most frequently diagnosed pediatric cancers in Nebraska, accounting for 174 cases (about 55 cases per 1 million population) (Figure 3).
- During the same years, leukemia and lymphoma were the second and third most commonly diagnosed pediatric cancer in Nebraska, accounting for 162 and 93 cases, respectively (Figure 3).
- Leukemia was the most common cancer among children under the age of 5 in Nebraska. Brain and central nervous system (CNS) tumors were the most common cancers among Nebraska children 5 to 14 years of age, while lymphoma was the most common cancer in older adolescents.

Figure 4. Pediatric Cancer Incidence Rates, by Race/Ethnicity, Nebraska, 2012-2017



- Between 2012 and 2017, non-Hispanic whites had the largest number of pediatric cancer diagnoses, accounting for 511 cases in Nebraska (about 23 cases per 100,000 population) (Figure 4).
- During the same time period, non-Hispanic blacks have the second highest incidence rate of pediatric cancers (about 20 cases per 100,000 population), followed by Hispanics (about 17 cases per 100,000 population) (Figure 4).
- Among white and black non-Hispanics, the leading type of pediatric cancer diagnoses was brain cancer, followed by leukemia and lymphoma.
- Among Hispanics, leukemia was the most commonly diagnosed pediatric cancer, followed by brain tumors and lymphoma.

More Facts about Pediatric Cancers

- Cancers in children are rare compared with cancers diagnosed in adults.
- During 2015, there were 15,752 invasive cancer diagnoses and 2,047 cancer deaths in the United States among children and adolescents (0-19 years).
- In 2016, cancer was ranked as the third most common cause of death for children and adolescents between 1 and 19 years of age in Nebraska, exceeded by accidents and suicide. In the U.S., cancer was the fourth most common cause of death following accidents, suicide, and homicide.
- Overall survival for pediatric cancer has been rapidly increasing over the past 30 years due to treatment advances, and the national 5-year relative survival rate is now over 80%.
- Unlike many adult cancers, risk factors related to lifestyle such as smoking don't influence a child's risk of getting cancer.
- Major risk factors for pediatric cancers include birth defects and other genetic abnormalities, and gene-environment interactions leading to changes in DNA structure and function.

About Early Case Capture Program

- ◆ **Purpose:** Initiated through the federal Caroline Pryce Walker Act (2008) and aims to improve pediatric cancer research by increasing the speed and quality of cancer case reporting. The Nebraska Cancer Registry is one of seven state cancer registries that are part of the Early Case Capture (ECC) program.
- ◆ **Funding:** Funded by the National Program of Cancer Registries (NPCR) at CDC.
- ◆ **Data:** ECC collects data on all pediatric cancer cases (0-19 years of age) on an accelerated schedule.

This publication is supported by Cooperative Agreement Grant Number NU58DP006278 from the Centers for Disease Control and Prevention (CDC). Its contents are solely the responsibility of the authors and do not necessarily represent the official view of CDC.



To learn more about the Nebraska Cancer Registry, or to view additional fact sheets and reports, visit: http://dhhs.ne.gov/publichealth/Pages/ced_cancer_data.aspx.

