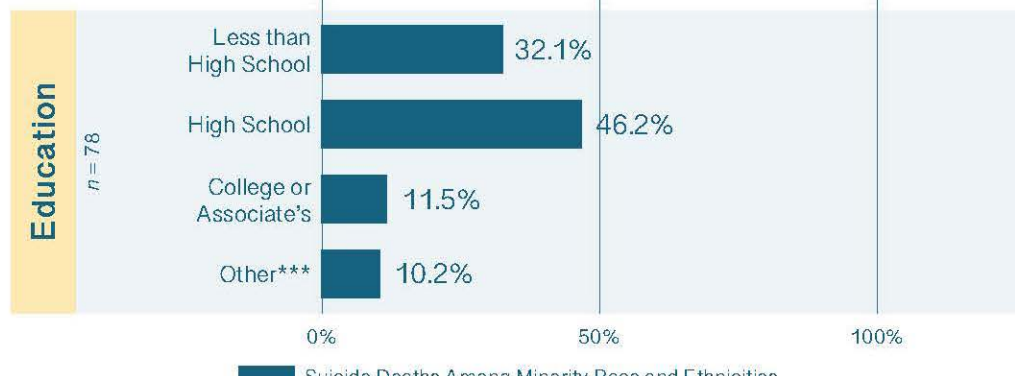
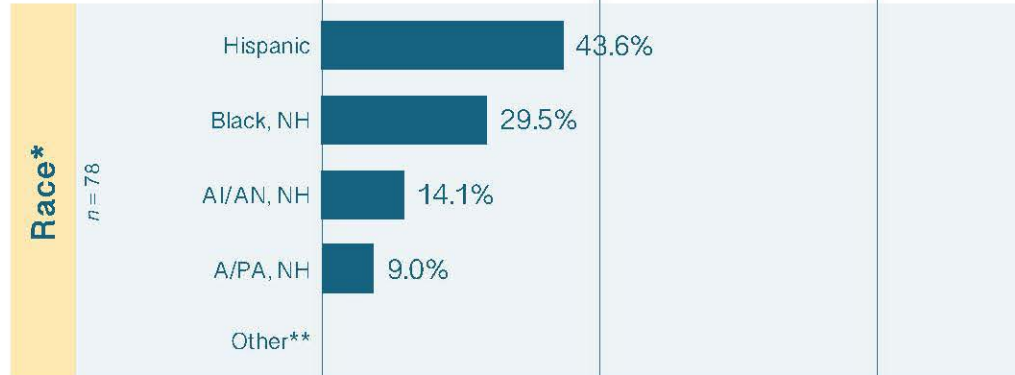
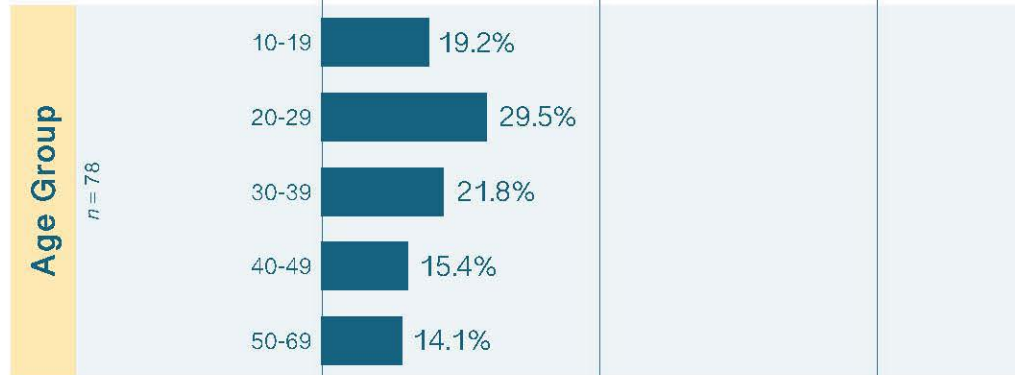
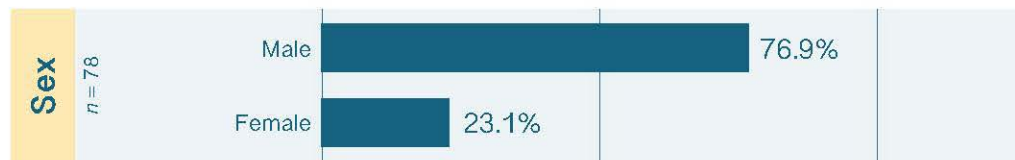


Summary of Suicide Deaths Among Minority Race and Ethnicities (Excluding White-Non-Hispanic) in Nebraska

78 Total Deaths (2.0 per 100,000 Population)

Demographic Information

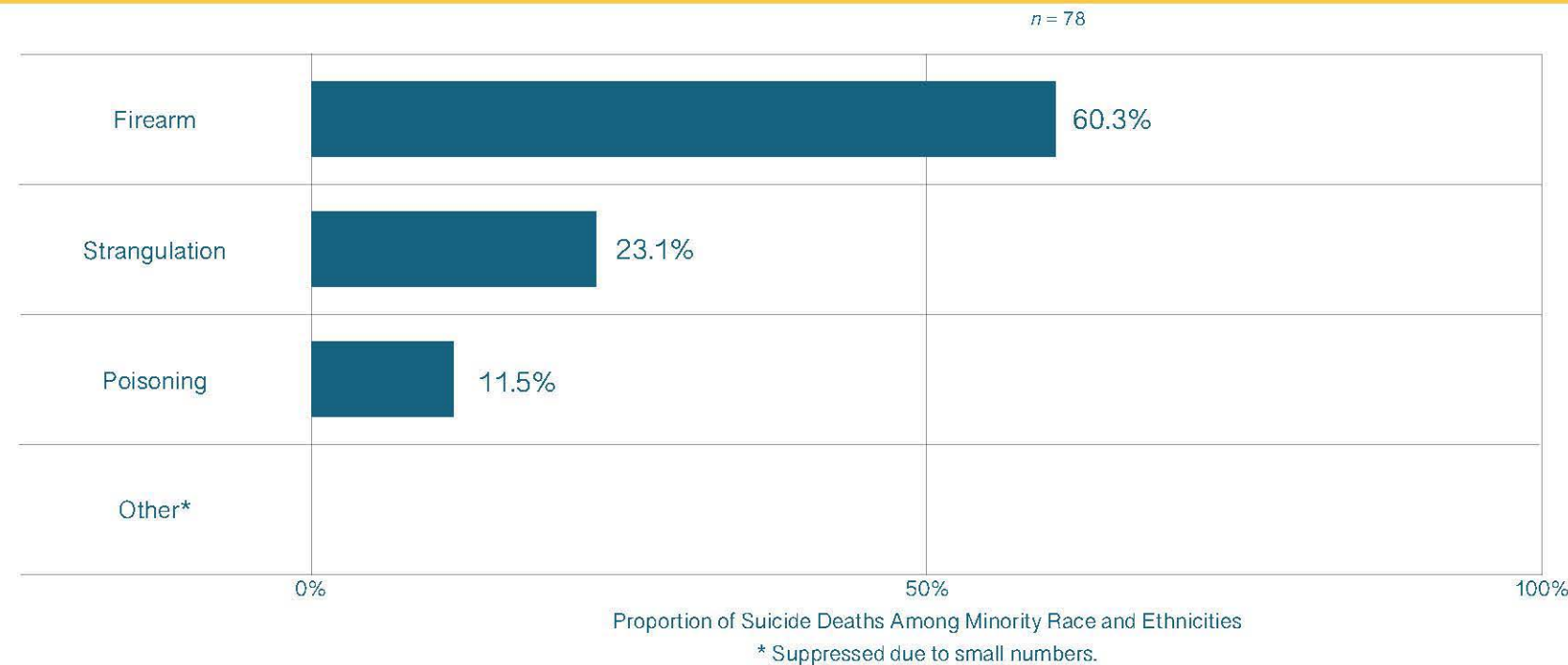
Percentage of Deaths



* White, Non-Hispanic Race is Excluded
** Suppressed due to small numbers.
AI/AN, NH: American Indian/Alaskan Native, non-Hispanic. A/PA, NH: Asian or Pacific Islander, non-Hispanic.
*** Includes Bachelor's Degree, Graduate Degree and Unknown

In 2020 and 2021, among minority race and ethnicities (excluding White, non-Hispanic), Hispanic males with a high school education and between the age of 20-29 years old most frequently died from suicide. American Indian/Alaska Native non-Hispanic males were disproportionately impacted by suicide in Nebraska.

Cause of Death



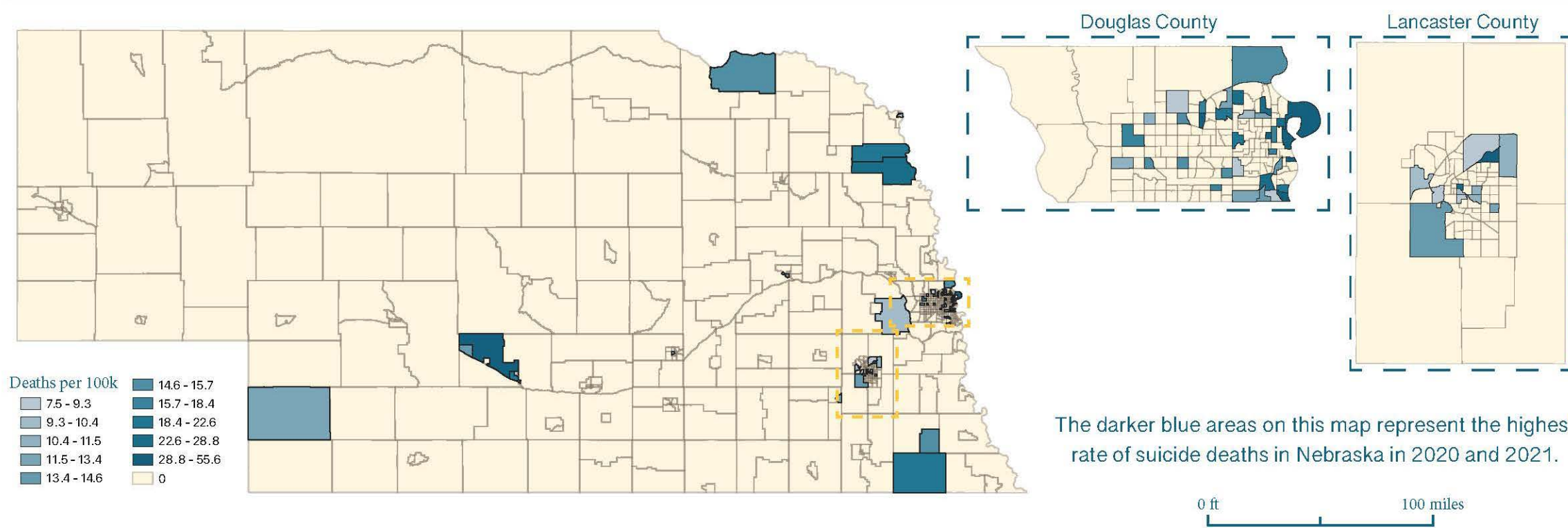
Among victims who died by suicide in 2020 and 2021 in Nebraska, males were most likely to use firearms, and females were most likely to die by poisoning (including drug overdose).

Suicide Deaths by Month



In 2020 and 2021, approximately 29.9% of suicide deaths in Nebraska among minority race and ethnicities (excluding White, non-Hispanic) took place in the first quarter. The month of October recorded the highest number of suicides, accounting for 16.9% of the total. The majority of individuals who lost their lives to suicide during these months were black males, with an average age of 31 and possessing a high school degree.

Suicide Death Rate by Census Tracts



Other Decedent Characteristics

- Statistics are based on 63 cases. Categories are not mutually exclusive.
- 79.4%** of total suicide deaths took place in a residence.
 - 20.6%** of total suicide victims experienced homelessness or housing instability.
 - 46.0%** of total suicide victims had previous mental health problems.
 - 31.7%** of total suicide victims were diagnosed with depression.
 - 11.1%** of total suicide victims were diagnosed with bipolar disorder or anxiety disorder.
 - 25.4%** of total suicide victims had history of mental health treatment.
 - 17.6%** of total suicide victims had current mental health treatment.
 - 60.3%** of total suicide victims were perceived by others to be depressed at the time of death.
 - 38.1%** of total suicide victims had a history of suicidal ideation.
 - 22.2%** of total suicide victims had a history of suicide attempt.
 - 25.4%** of total suicide victims had recently disclosed their suicidal intent.
 - 12.7%** of total suicide victims had disclosed their suicidal intent to their intimate partner.
 - 30.2%** of total suicide victims left suicide notes.
 - 28.6%** of total suicide victims had a history of alcohol abuse.
 - 31.7%** of total suicide victims had a history of substance abuse other than alcohol.
 - 15.9%** of total suicide victims had a history of physical health problems.
 - 14.3%** of total suicide victims had criminal or legal problems.
 - 30.2%** of total suicide victims had intimate partner problems.
 - 14.3%** of total suicide victims had family or other relationship problems.
 - 15.9%** of total suicide victims had known recent argument.
 - 65.1%** of the suicide deaths were among never married individuals.
 - 20.6%** of the suicide deaths were among married individuals.