

YOUTH TOBACCO USE IN NEBRASKA

Youth Tobacco Use Breakdown

LAST 30 DAYS¹

Note: a single Nebraska youth could fall into multiple categories

2.7%
cigarettes



3.2%
cigar/cigarillos



3.0%
chew/smokeless



14.1%
e-cigarettes



Usage Percentages

NEBRASKA YOUTH OVERALL¹

65.4%

HAVE NEVER
USED TOBACCO

14.9%

HAVE USED
TOBACCO IN THE
LAST 30 DAYS

First Tobacco Product Tried




Of youth who reported
having ever tried
tobacco, **74.4% tried
e-cigarettes first.**¹

Menthol Flavoring

NEBRASKA YOUTH USAGE¹

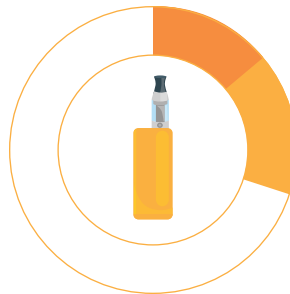
34.9%
of youth
smokers,
smoke
menthol
cigarettes



E-Cigarette Trends

NEBRASKA YOUTH¹

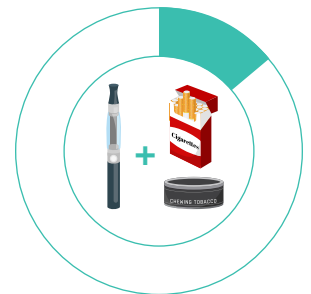
30.0%
tried it
14.1%
of youth
currently
use it



Dual Tobacco Use

NEBRASKA YOUTH¹

14.0%
use
e-cigs
and
another
tobacco
product



These numbers CAN improve. YOU can help.

WAYS TO DECREASE YOUTH TOBACCO USAGE:²



Fund comprehensive
tobacco control programs²



Reduce access to flavored
tobacco products³



Increase retail price
for all tobacco products²



Establish smoke-free and
tobacco-free environments
that include e-cigarettes²

Tobacco Free Nebraska • Nebraska Department of Health and Human Services

For more information, visit dhs.ne.gov/TFN.

¹Tobacco Free Nebraska. Nebraska Youth Tobacco Survey, 2022.

²Centers for Disease Control. Youth Tobacco Use. https://www.cdc.gov/tobacco/data_statistics/fact_sheets/youth_data/tobacco_use/index.htm. 2022.

³Surgeon General's Advisory on E-cigarette Use Among Youth - accessed 12/4/2019 - <https://e-cigarettes.surgeongeneral.gov/>

⁴CDC Best Practices for Comprehensive Tobacco Control Programs - 2014